

Technology–Enhanced Language Learning and Integration

Tutor-designed activities and digital resources
for Fáilte Isteach classes

Contents

Introduction3
Photography Show6
Public Transport in Ireland8
Emergency Situations	10
My Shopping List	12
Accessing Financial Support in Ireland	15
Intercultural Recipe Book	18
Introducing Irish Culture	20
Tense Timelines Using Whiteboard	23
How to Stay Healthy.	25
Protecting the Environment.	27

Useful Digital Tools	30
Language Teaching Resources for Tutors	47
Language Learning Resources for Learners	60
Integration Resources	72

Introduction

This digital resource pack was developed as part of a research project in partnership with Fáilte Isteach, funded by the Irish Research Council's New Foundations programme. The project involved a series of training workshops for Fáilte Isteach tutors exploring technology-enhanced approaches to language learning and integration. These workshops were informed by an initial survey of Fáilte Isteach learners and tutors which looked at their experience of online learning during the COVID-19 pandemic. The workshops focused on how accessible digital tools might be used to support English language learning and integration in Fáilte Isteach classes in the post-pandemic environment.

A group of Fáilte Isteach tutors from across Ireland took part in this six-week workshop series, during which they created language learning activities, using digital tools, for their own classes. Some of these activities have been kindly shared by tutors in Part 1 of this resource pack. Tutors were supported and consulted throughout the design process and could contribute their activities either as named authors or anonymously to this publication. The activities are presented in order of their target proficiency level and can be used in either face-to-face or online classes and to support out-of-class learning. We hope you can use these activities in your Fáilte Isteach classes and, perhaps, develop your own technology-enhanced resources!

Part 2 of the resource pack comprises a series of digital tools and online materials which may help you to support English language learning in your Fáilte Isteach classes. Visual guides and links to 'how-to' videos are also provided for these digital tools. Again, these resources can be used in flexible ways in either face-to-face or online environments, and to support independent learning. Among these resources are multilingual tools which can be used across a wide range of languages. Websites and resources providing information about services for refugees and migrants in Ireland which may help to support integration and social inclusion are also included. Please note, the weblinks included in this resource pack, while valid at the time of publication, may change.

We are very grateful to Claire Dalton, the National Project Manager of Fáilte Isteach, for her enthusiasm and support throughout

this project. We also deeply appreciate the involvement of all participants in this research, especially the tutors who took part in the workshop series and created such innovative learning activities.

We hope you find this digital resource pack useful for your Fáilte Isteach classes!

The research team:



Dr Bronagh Óatibušić – Principal Investigator, School of Linguistic, Speech and Communication Sciences, Trinity College Dublin.

Dr Shadi Karazi – Project Partner and Academic Collaborator, DCU Business School, Dublin City University.

Jing Deng – Research Assistant, School of Linguistic, Speech and Communication Sciences, Trinity College Dublin.



Activities created by tutors



**DIGITAL
RESOURCE
PACK**

PART 1

Photography Show

Irene Geelan

ACTIVITY PLAN:

- ◆ Ask students to take a photograph of a beautiful flower or a piece of fruit of their choice.
- ◆ If students do not have access to flowers in their daily lives, they may source a picture from Google Images or similar on the Internet.
- ◆ Students bring their photos into the class and share them with their fellow students and the tutor.
- ◆ Photos can prompt discussions appropriate to the English proficiency of students.
- ◆ Videos can be also shared by students, e.g., preparing a dish with their chosen fruit.

ENGLISH PROFICIENCY LEVEL:

Beginner upwards.

MODE OF DELIVERY:

Face-to-face or online class.

EQUIPMENT:

Smartphone.

DIGITAL TOOLS:

[Google Images](#),
[Google Translate](#),
[Zoom](#) (if online class).

DIGITAL SKILLS:

Sharing pictures on phones, if online, using Zoom to send pictures.

LANGUAGE FOCUS:

Vocabulary for flowers and fruit; question formation focusing on 'what' (What is this?), 'where' (Where did you see it?), and 'when' (When did you take this photo?).

INTERCULTURAL/INTEGRATION FOCUS:

Encourage intercultural communication on flowers/fruit from different countries.

How to share a picture using the Zoom app on a phone:

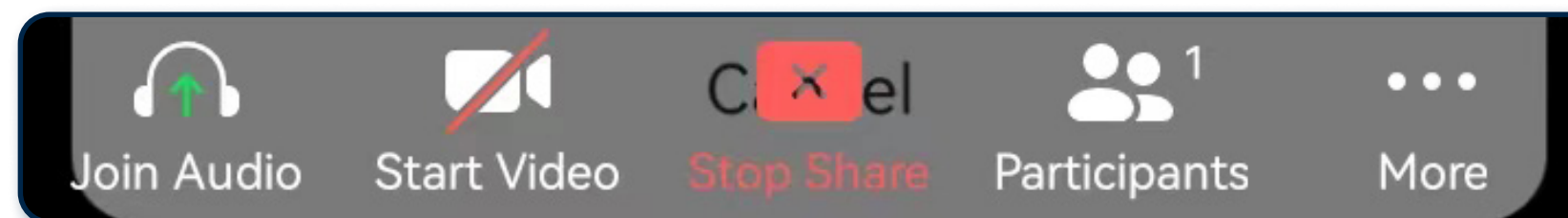
- 1 Use the 'screenshare' function, at the bottom of your screen, click 'share' in the Zoom meeting.



- 2 Tap 'photo'. 

- 3 Choose the picture that you want to share in the meeting.

- 4 At the bottom of your screen, click 'stop share' when you want to stop.



Public Transport in Ireland

Michael O'Rourke

ACTIVITY PLAN:

- ◆ Introduce types of public transport in Ireland: e.g., bus, train, Luas.
- ◆ Ask students about the transport types and routes they frequently use.
- ◆ Support students to navigate online maps, e.g., on the Transport for Ireland (TFI) app/website or Google Maps.
- ◆ 'Asking for directions' role play: in pairs, one student asks another how to go to, e.g., the local hospital by bus. Another student can use the TFI app/website to design and explain the route. ↩

How can I get to the hospital?

What is the bus stop number?

How long does it take to get there?

ENGLISH PROFICIENCY LEVEL:

Beginner to Intermediate.

MODE OF DELIVERY:

Face-to-face or online classes.

EQUIPMENT:

Computer/smartphone.

DIGITAL TOOLS:

Free app – [TFI Real Time Ireland](#), also see [TFI website](#), [Google Maps](#).

LANGUAGE FOCUS:

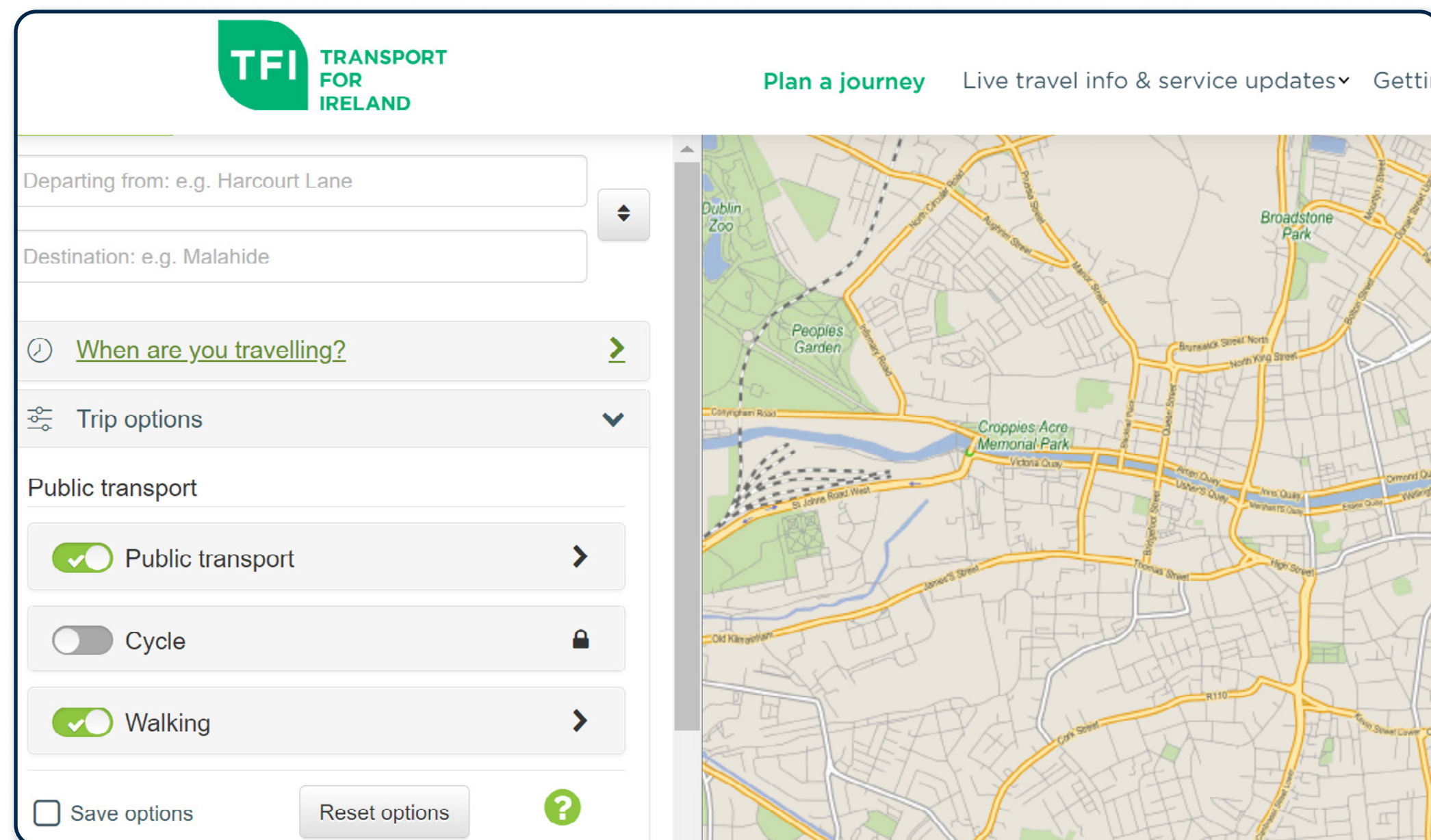
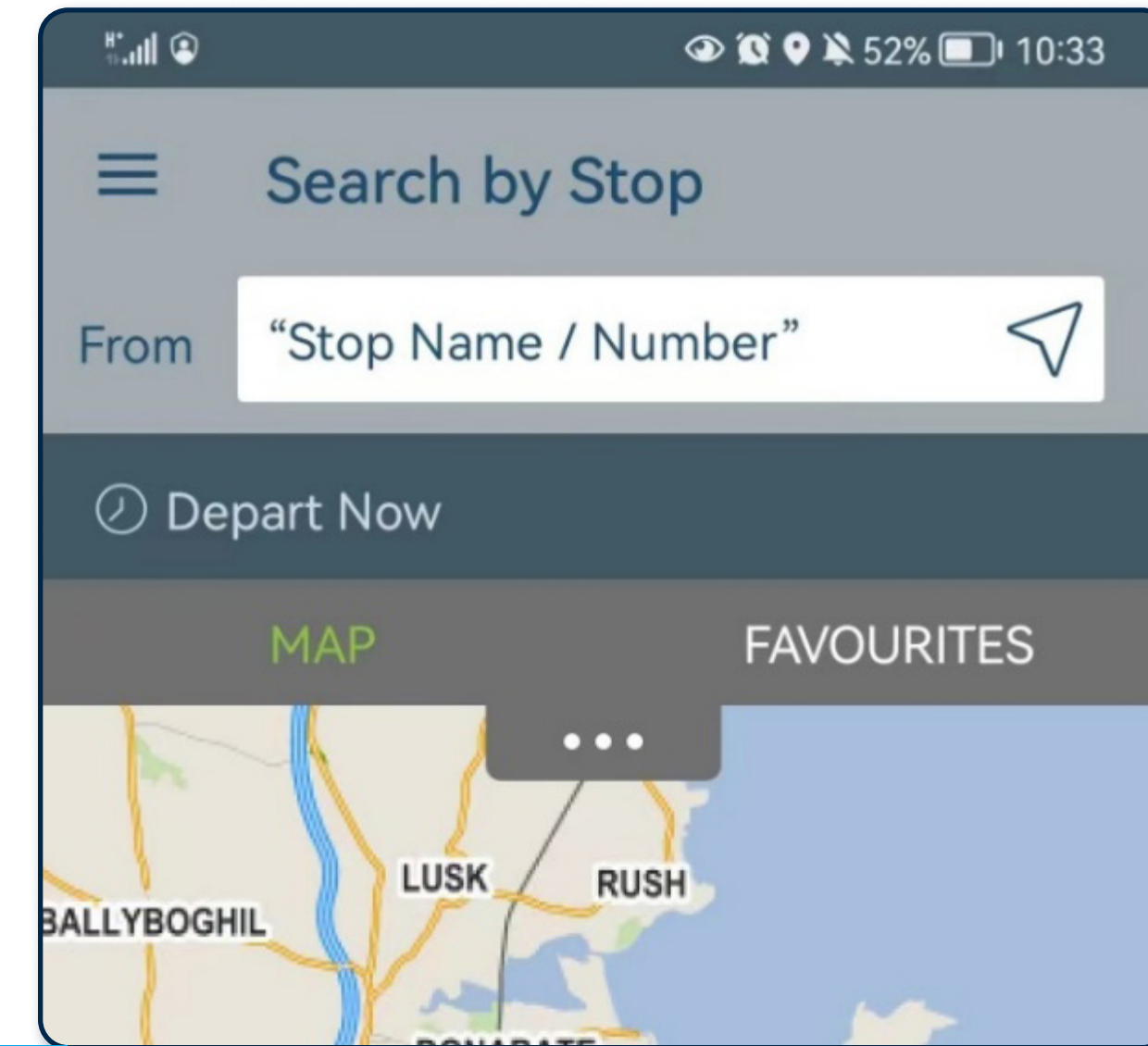
Vocabulary for transport, directions, and numbers; everyday interaction regarding transport; grammar: question forms.

INTERCULTURAL/INTEGRATION FOCUS:

Learning practical skills and language for using public transport in Ireland.

How to use the TFI app?

- 1 Download the TFI Real Time Ireland app on your phone.
- 2 Allow your location on the TFI app.
- 3 Check the 'stop near me' to search route.
- 4 Check the real-time bus/train information.



How to use the TFI website to plan a journey?

- 1 Go to the [TFI website](#).
- 2 Fill in the departure and destination address.
- 3 Choose the time and transport type (e.g., bus, train, Luas).
- 4 Click submit.

Emergency Situations

Monica Ramsey

ACTIVITY PLAN:

- ◆ Using PowerPoint, insert pictures to represent key vocabulary for emergencies, e.g., road traffic accidents, medical emergencies.
- ◆ The tutor can also record the pronunciation of each keyword/phrase and insert these audio clips into the PowerPoint slides. The tutor's authentic pronunciation can help students understand the local accent.
- ◆ Use the Eircode Finder website to introduce students to Eircodes.
- ◆ Use the Eircode-National Ambulance Service video to show how to use Eircode locations in emergency situations.
- ◆ At Intermediate level: enable students to develop a role-play based on making emergency calls.

ENGLISH PROFICIENCY LEVEL:

Beginner to Intermediate.

MODE OF DELIVERY:

Face-to-face or online class.

EQUIPMENT:

Computer.

DIGITAL TOOLS:

[Google Images](#) (or other online photo websites), PowerPoint – insert pictures/audio, [Zoom](#) screen share for online classes, [Eircode Finder website](#) and videos e.g.: [Eircode-National Ambulance Service](#).

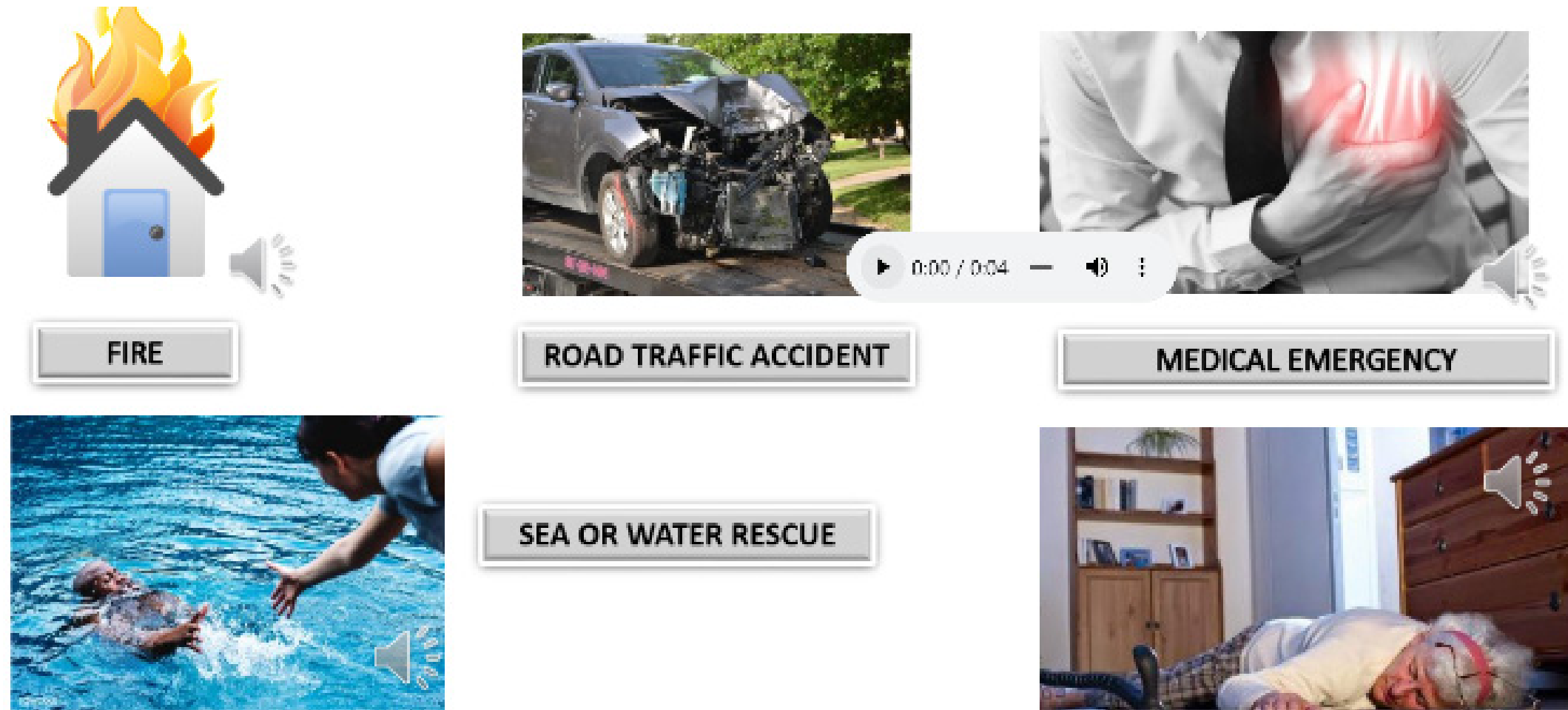
LANGUAGE FOCUS:

Basic vocabulary relating to emergencies, listening skills (local accent) to recognize keywords for emergencies.

INTERCULTURAL/INTEGRATION FOCUS:

Understanding the Eircode system and emergency services in Ireland.

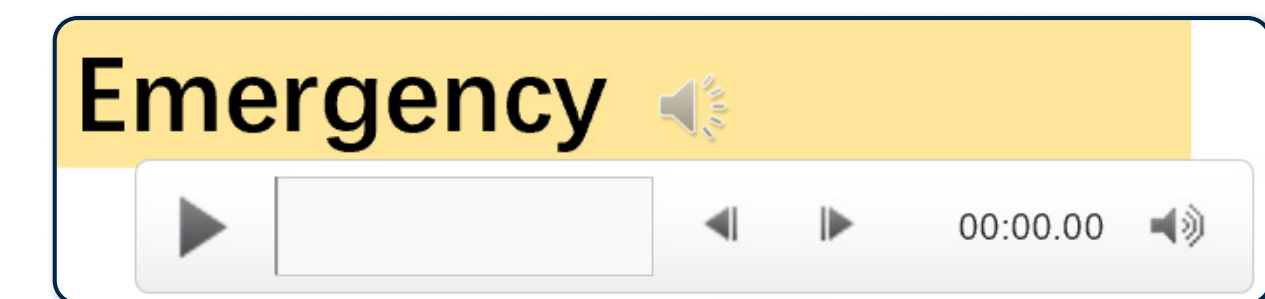
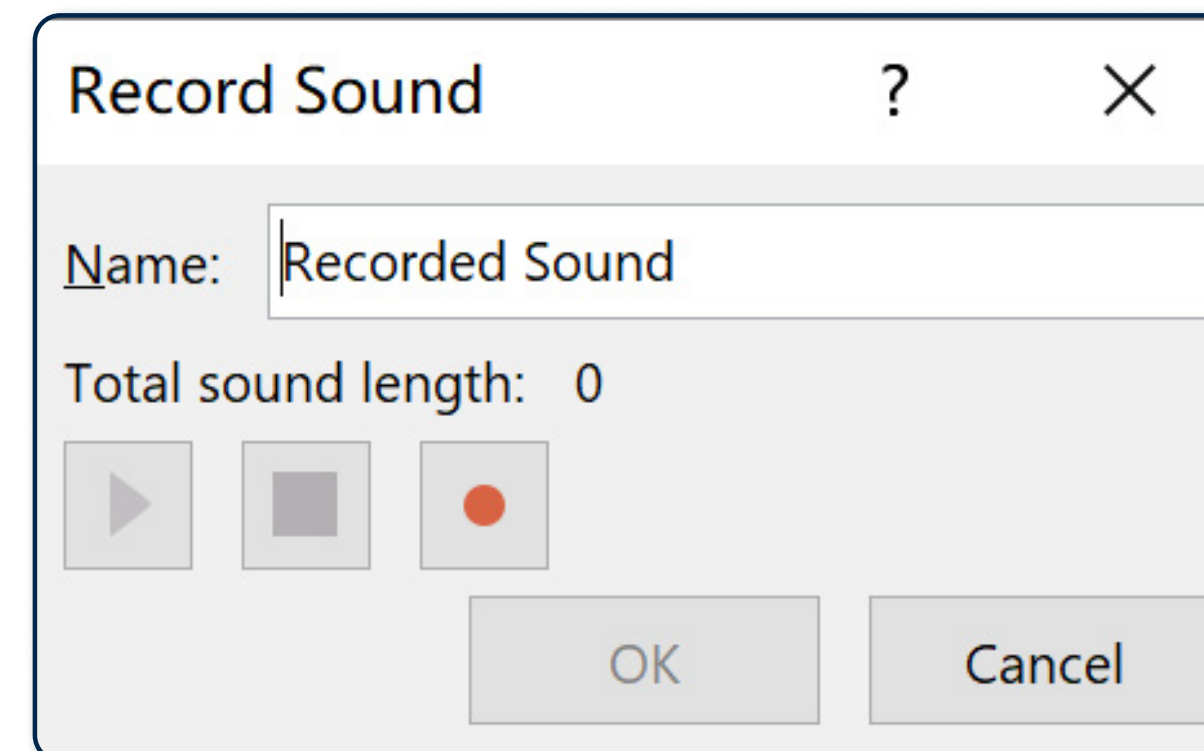
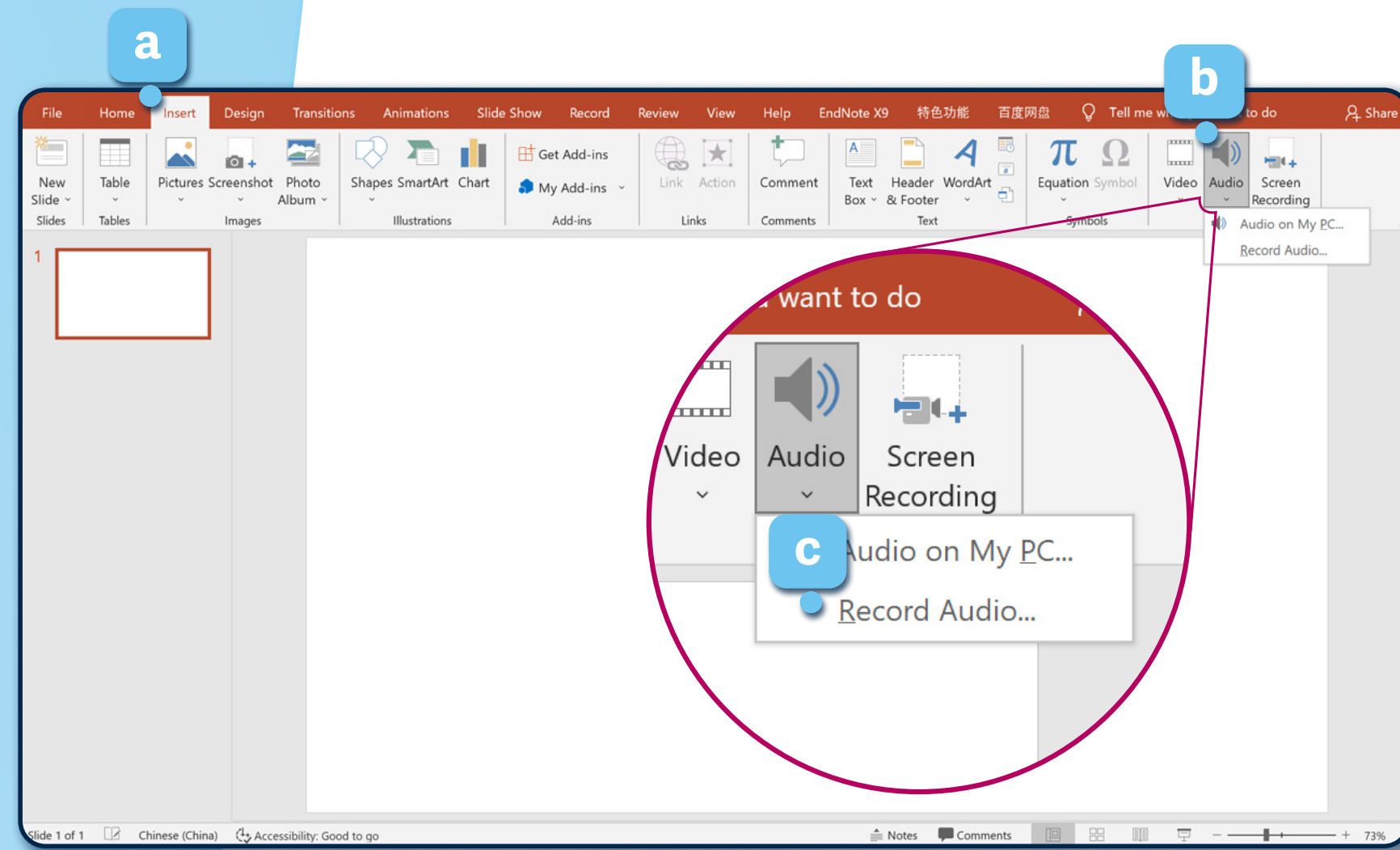
How to record voices in PowerPoint?



- 1 Select **[Insert]**. **a**
[Audio]. **b**
[Record Audio]. **c**

- 2 **[Name]** your recording.
- 3 **[Record]** your voice.
- 4 **[Stop]** when you finish.

- 5 **[Click]** the audio sign, you can play and replay the recordings.



My Shopping List

Denis Bates

ACTIVITY PLAN:

- ◆ **Aim:** to develop vocabulary and to support aural and visual word recognition.
- ◆ Focus on a shopping centre or supermarket in the local community, introduce the stores/products and their location – by aisle: the dairy aisle etc. (e.g., 'What's on the left/right?'). Then start a conversation about the shopping centre or supermarket.
- ◆ Listening comprehension: provide the shopping list sheet to students, fold it in half so that the printed side is concealed underneath. Students listen to a conversation created by the tutor and write each item they hear on their sheet. At the end, students can unfold the page to see the correct spelling of the items.
- ◆ Game: students can play a food word search puzzle for further practice and fun.

ENGLISH PROFICIENCY LEVEL:

Beginner to Intermediate.

MODE OF DELIVERY:

Face-to-face or online classes.

EQUIPMENT:

Paper copies;
computer/smartphone.

DIGITAL TOOLS:

Microsoft Word or Google Docs: [Printable worksheet](#), [The Word Search](#); you can adapt the resources for this activity for either paper-based or online use.

LANGUAGE FOCUS:

Phrases for everyday communication – shopping, food vocabulary.
Word searches can also support letter and word recognition among people who are unfamiliar with the Latin alphabet.

INTERCULTURAL/INTEGRATION FOCUS:

Getting to know the local area and using authentic English for daily life in Ireland.

Listen to the conversation and fill the shopping list sheet.

Example of dialogue (to be created by the tutor) for each item:

A: I'm going shopping, can I get you anything?

B: Yes, you can get me [X] in [Name of shop]...

<i>My Shopping List</i>		<i>Date:</i>	<i>Name:</i>
1			<i>Butter</i>
2			<i>Milk</i>
3			<i>Yoghurt</i>
4			<i>Custard</i>
5			<i>Onions</i>
6			<i>Bananas</i>
7			<i>Cheese</i>
8			<i>Oranges</i>
9			<i>Sliced pan</i>
10			<i>Carrots</i>

How to create a free Word Search puzzle online?

- 1 Create a word search using [The Word Search Maker](#) puzzle generator.
- 2 Enter your target vocabulary list and submit – this will generate a word search based on these words.
- 3 You can choose to either download the puzzle and print it or share the link with your students.
- 4 Food word search: [Puzzle link](#).

[Manage existing puzzles here](#)

Title

Description

Word List
Between 10 and 30 words. Puzzles are randomly generated using a selection of your words at play time.

Subject
 Myself, family, friends etc Non-Personal (recommended)

[Submit](#)

IEL UKR SnnFI

O R E L I S H K R O P H C R	KETCHUP
T N E L K C I P R T K O H I	SALAMI
A K S E S E A U N F M C I S	PORK
M G P C S A L A M I A H C K	CROISSANT
O N B B R S S A I I Y I K T	BAGUETTE
T T E R U S L O C S O L E A	CHILIS
A E E C I E L O P A N I N R	SANDWICH
F A T O T C L P U N N S C E	COLESLAW
P C R T U E A D H D A L T B	WRAP
T C U O S R O A C W I P U M	BEEF
C C Y L W G A E T I S I N U	TUNA
E E A F C B E R E C E P A C	CUCUMBER
L W O C B A R B K H A M B U	MAYONNAISE
L A U B A G U E T T E U O C	LETTUCE
	BREAD
	RELISH
	TOMATO
	PICKLE
	HAM
	CHICKEN

Play this puzzle online at : <https://thewordsearch.com/puzzle/3636218/>

Accessing Financial Support in Ireland

ACTIVITY PLAN:

- ◆ Use pictures to introduce key vocabulary in relation to accessing financial support in Ireland.
- ◆ **Note:** access to support for people arriving in Ireland may vary.
- ◆ **Vocabulary game:** create Quizlet flashcards to teach and revise this key vocabulary in a fun way; interactive games such as Quizlet can be used in face-to-face classes (e.g., displayed on a laptop), in online classes, or for after-class revision.
- ◆ **Role-play:** tutor and students can role-play a conversation developed by the tutor (see example provided).
- ◆ **Review the role-play text:** students can highlight aspects of the dialogue they found difficult; if the class is online, use the Zoom Whiteboard tool to 'annotate' areas of difficulty.
- ◆ **Adapt the conversation to suit students' proficiency level,** e.g., add pictures for Beginners.

ENGLISH PROFICIENCY LEVEL:

Beginner to Intermediate.

MODE OF DELIVERY:

Face-to-face or
online classes.

EQUIPMENT:

Computer

DIGITAL TOOLS:

[Quizlet](#), [Zoom Whiteboard](#).

LANGUAGE FOCUS:

Authentic vocabulary relating to financial support and state services, everyday communication with officials.

INTERCULTURAL/INTEGRATION FOCUS:

Helping newly arrived students to
access financial support.

**Tutor-created role-play—example text
(can be adapted):**

Kateryna: *My name is Kateryna and I have just arrived from Ukraine. These are my two children, Daniela is 6 years and Dymtrus is 9 years old. Please help us get support.*

Intreo officer: *Hello. My name is Ann. Please sit down. First, you will need a PPS number - that's a Personal Public Service Number. Have you got any identification, a Ukrainian passport or a Ukrainian National Identity card? Adults can get support each week.*

Kateryna: *Here are our passports. Can my children get any support?*

Intreo Officer: *Yes, they will get 140 Euros on the first Tuesday of every month.*

Kateryna: *That's great. Where do we get these payments?*

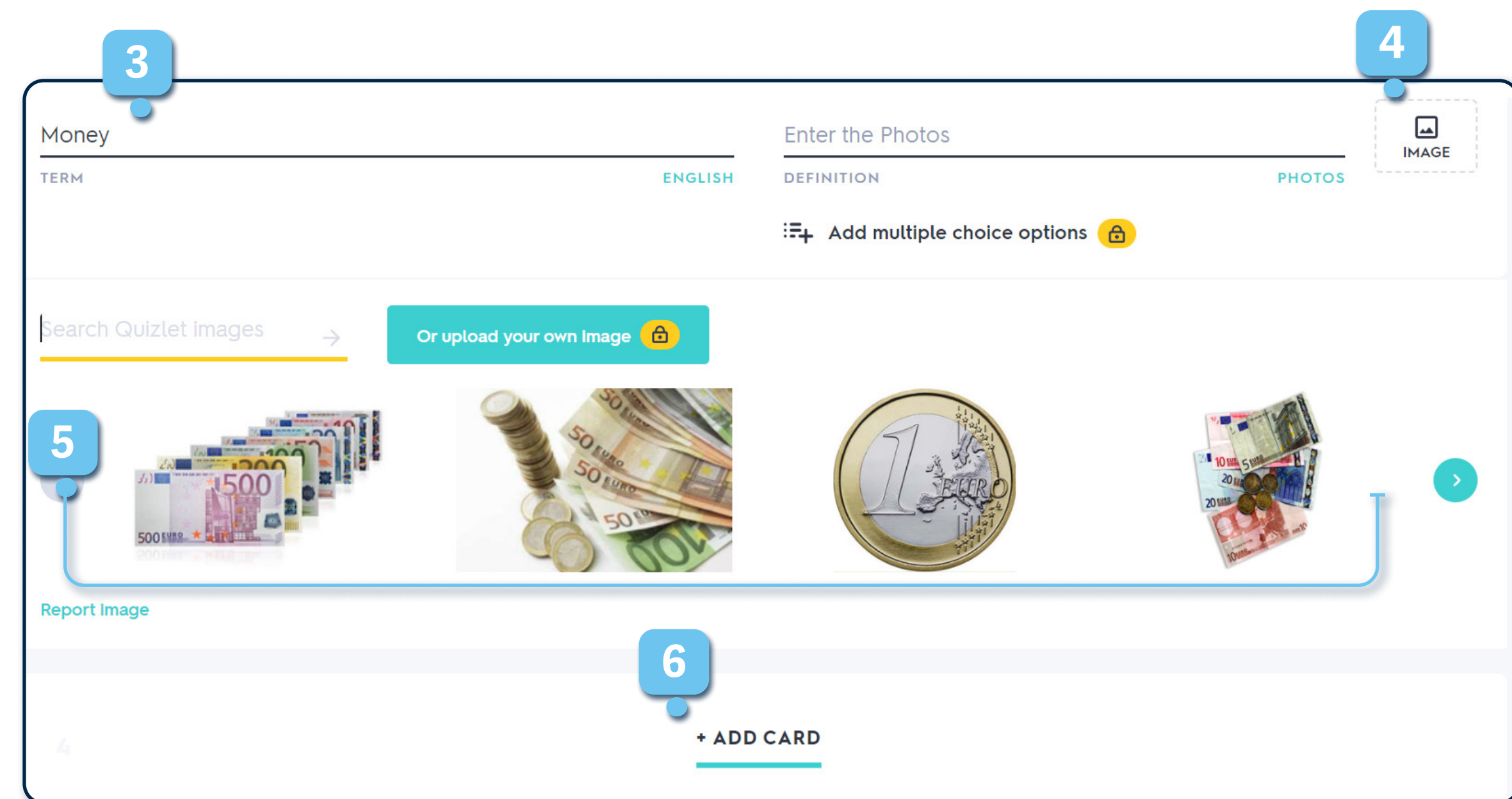
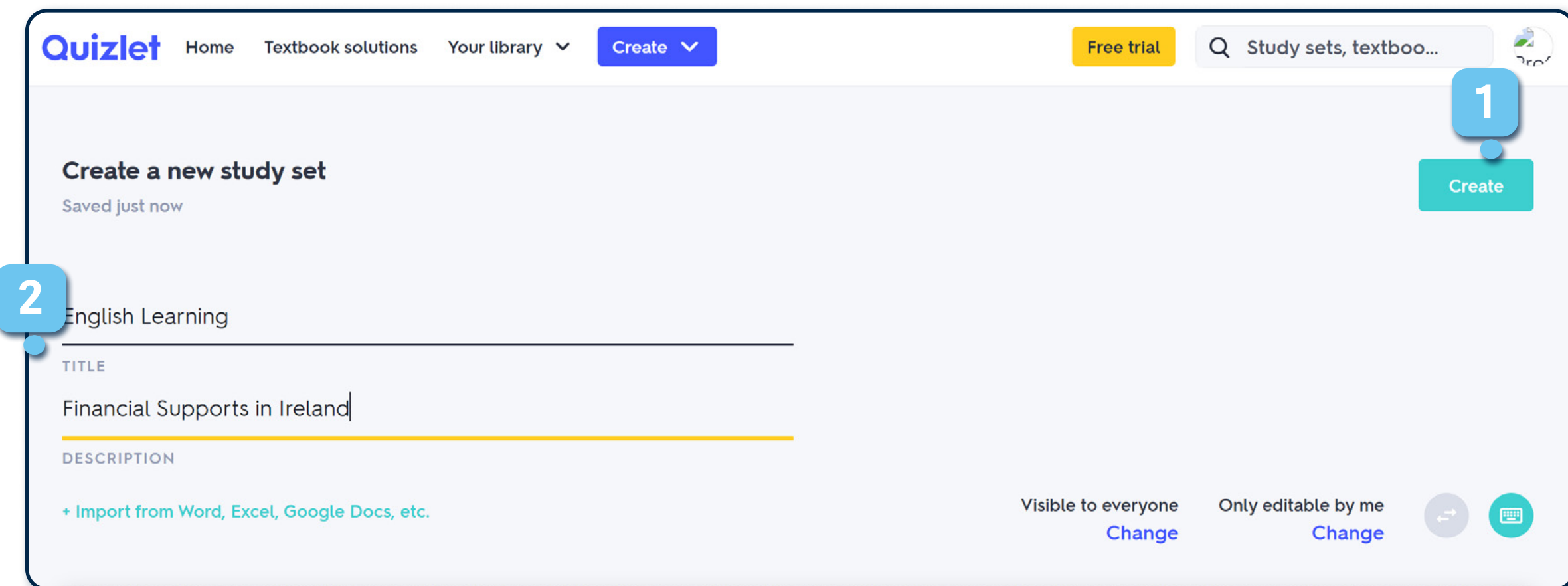
Intreo officer: *You get them from the post office. An email will be sent to you when your payments are ready.*

Kateryna: *Thank you.*

Intreo officer: *Call back if you need any more help.*

How to use Quizlet to create flashcards:

- 1 Go to [Quizlet](https://quizlet.com) and click 'Create'.
- 2 Insert a 'Title' and 'Description' for your flashcard quiz.
- 3 Scroll down to 'Term' and insert the word for your first flashcard.
- 4 Click 'Image' to search for related pictures.
- 5 Choose the target picture and write a definition (you can choose different languages).
- 6 Click 'Add Card' to add a new word.



Intercultural Recipe Book

Ann Curran

ACTIVITY PLAN:

- ◆ Each student can choose a recipe they like, this may be linked to their cultural background, e.g., special meals for certain festivals.
- ◆ Students can work in groups using their own photos/online images, and/or videos (their own videos or online videos, e.g., from YouTube) to create digital recipes.
- ◆ Digital tools can be used to support the writing process (e.g., Google Translate, online dictionaries).
- ◆ Students can present their recipes in the class, these can be shared online as a PDF or a weblink (using Google Docs), or as an eBook.
- ◆ The format of the recipes can be adapted to suit the students' English language proficiency, e.g., supplemented with pictures for students at lower proficiency levels, or including more instructions for Advanced students.
- ◆ At the end of this project, tutors can also organize a 'Celebration of Diversity' lunch to extend intercultural communication in relation to food.
- ◆ **Note:** food can be a sensitive topic, especially for people who do not have access to cooking facilities.

ENGLISH PROFICIENCY LEVEL:

Beginner (with support) upwards.

MODE OF DELIVERY:

Face-to-face or online classes, group work.

EQUIPMENT:

Computer/smartphone.

DIGITAL TOOLS:

[Google Images](#), [Google Translate](#); tools for book creation: PDF, [Google Docs](#), eBook tools such as [Book Creator](#) (more advanced).

LANGUAGE FOCUS:

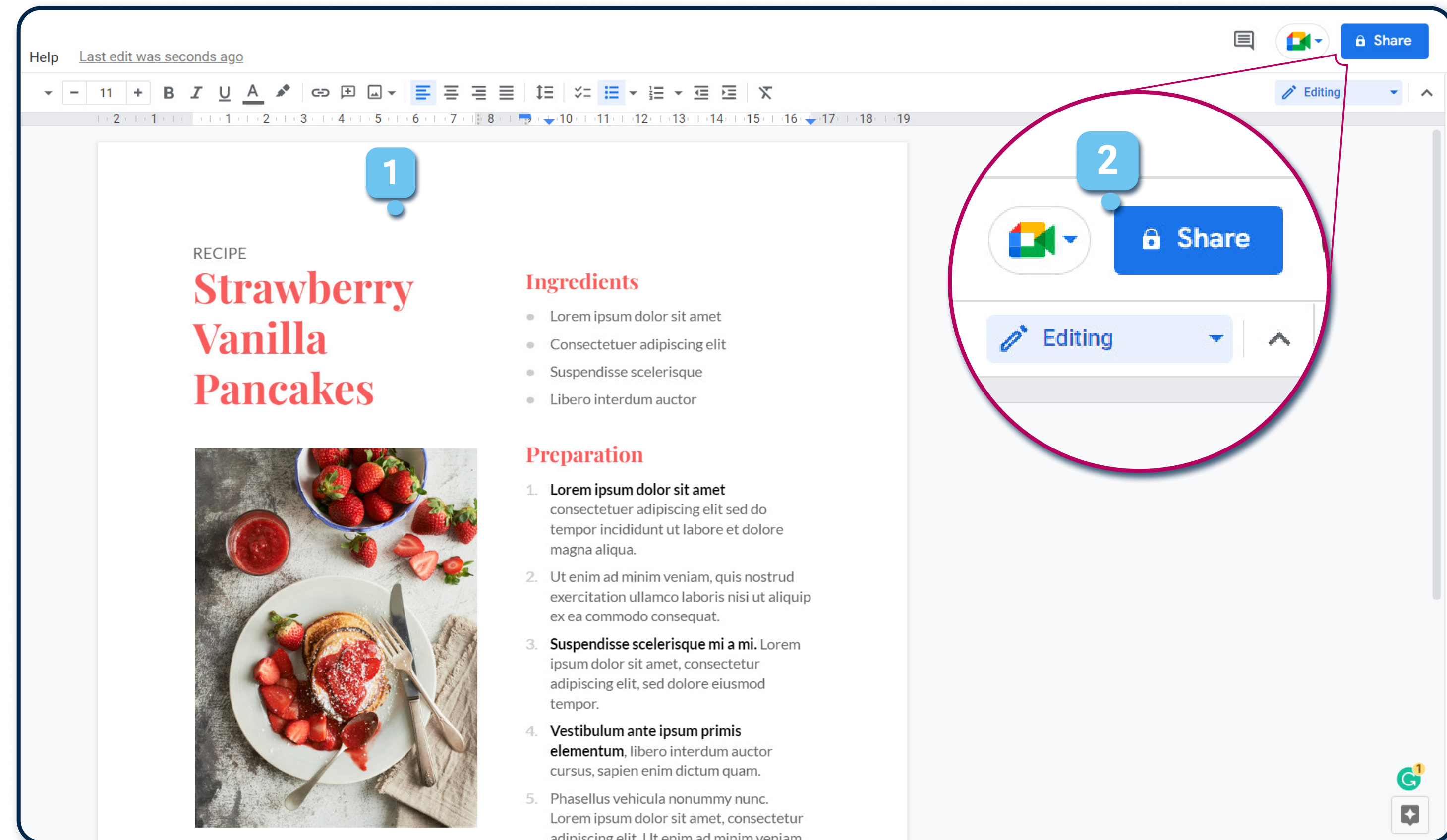
Speaking and writing skills; vocabulary, e.g., fruit, vegetables, spices used in different recipes.

INTERCULTURAL/INTEGRATION FOCUS:

Promoting intercultural communication relating to food, cooking and festivals.

How to use Google Docs to create recipes:

- 1 Create a document: create new documents on [Google Docs](#), or use the Google [Recipe Template](#).
- 2 Share your document: click 'Share' and then 'Copy link' (to share your document as weblink) or share by email by adding recipients' email addresses.



Introducing Irish Culture

ACTIVITY PLAN:

- ◆ Introduce aspects of Irish life and culture, e.g., places, festivals, music, sports, etc.
- ◆ Based on this information, create a [Kahoot! quiz](#) and invite students to play.
- ◆ Review the students' answers to the quiz questions – this can provide an opportunity to learn about cultural issues.
- ◆ Choose one or two questions which are of particular interest to the students and discuss these cultural issues in more depth.

ENGLISH PROFICIENCY LEVEL:

Beginner upwards.

MODE OF DELIVERY:

Face-to-face or online classes.

EQUIPMENT:

Computer/smartphone (in a face-to-face class, students will need a smartphone).

DIGITAL TOOLS:

[Kahoot!](#) You can create your own Kahoot! quizzes on any topic or choose a quiz from the Kahoot! 'Library'.


LANGUAGE FOCUS:

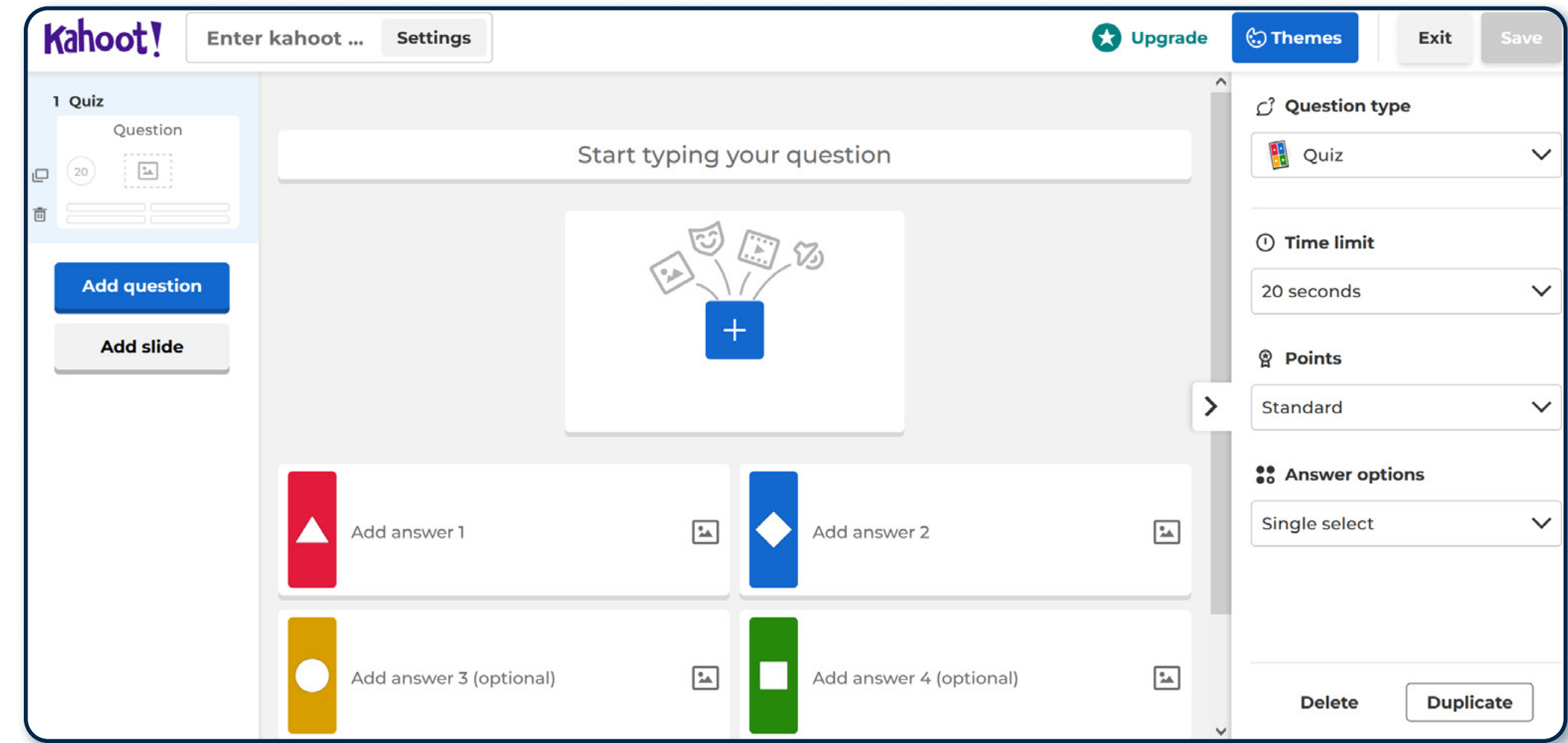
Vocabulary relating to Ireland and Irish culture, e.g., Dublin, St. Patrick's Day, Irish harp etc.

INTERCULTURAL/INTEGRATION FOCUS:

To help students to familiarise themselves with Irish culture and learn English through a fun activity.

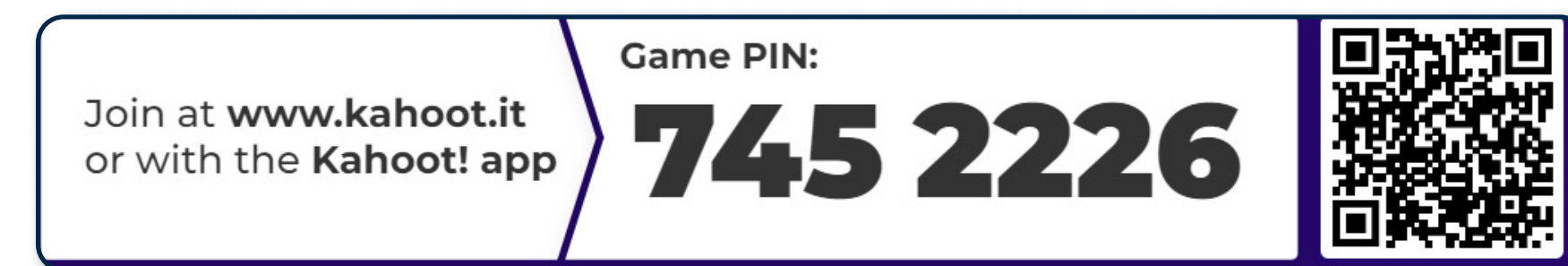
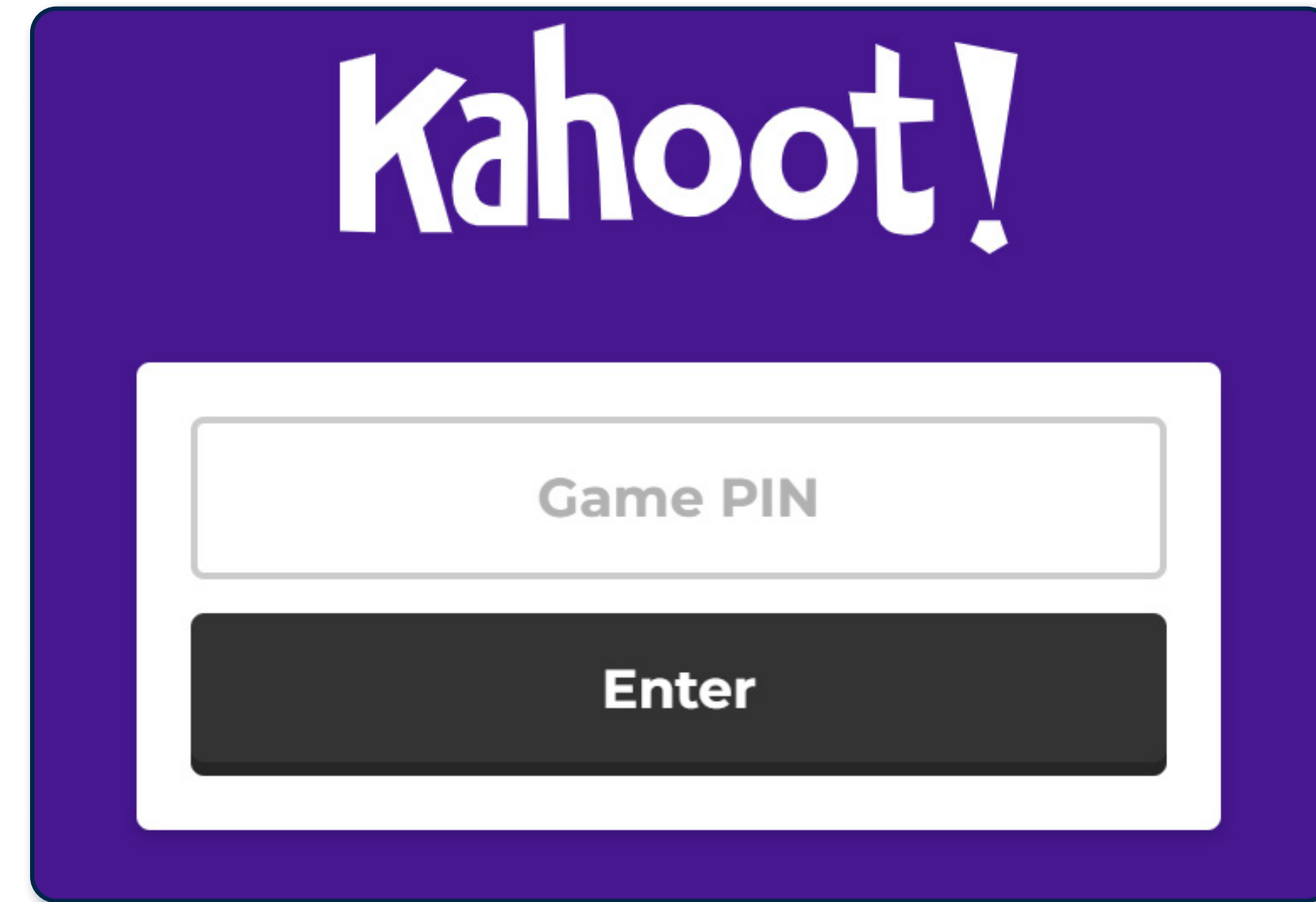
How to create Kahoot! Quizzes?

- 1 To create a free Kahoot! account [Sign up](#) by email, then click 'Create New Kahoot! Quizzes'.
- 2 Create the questions for your quiz (you can choose, e.g., multiple choice or true/false questions) and enter a set of possible answers for each question, then set the right answer  for each question.
- 3 Set the time limit for each quiz (maximum 4 minutes); you can also add pictures relating to a question, or links to YouTube videos (use very short video clips).
- 4 Add a title and a description of your quiz.
- 5 Use the 'Preview' function to check your quiz.
- 6 Save your Kahoot! quiz.
- 7 You can share your quiz with students by email or by copying and sharing the weblink generated for your quiz; you can also share the game PIN (or QR code) for both in-class and out-of-class access to your quiz.



How can learners join a Kahoot! quiz?

- 1** From a laptop: Click the weblink generated for your Kahoot! quiz or insert the game PIN on this [website](#).
- 2** From a smartphone: Scan the QR code provided by Kahoot! for your quiz.



Tense Timelines

Using Whiteboard

Linda Martin

ACTIVITY PLAN:

- ◆ In an online class, use the Zoom 'Whiteboard' function to draw a timeline on the screen.
- ◆ Add headings, e.g., 'yesterday', 'today' and 'tomorrow', and invite students to share ideas they associate with each of these times by drawing or typing on the Whiteboard.
- ◆ Encourage students to contribute their ideas and then edit them on the Whiteboard (with the support of the tutor); students can write their own sample sentences on the Whiteboard.
- ◆ Whiteboards can be shared or saved for practice/review.

ENGLISH PROFICIENCY LEVEL:

Intermediate.

MODE OF DELIVERY:

Online class (on Zoom).

EQUIPMENT:

Computer (works better on a larger screen).


DIGITAL TOOLS:

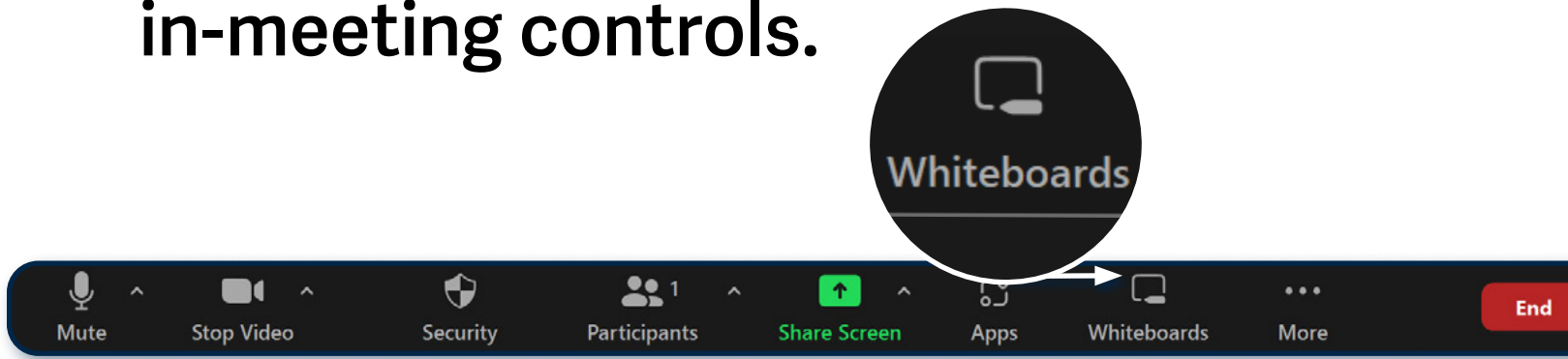

[Zoom Whiteboard](#) – 'annotation' functions.

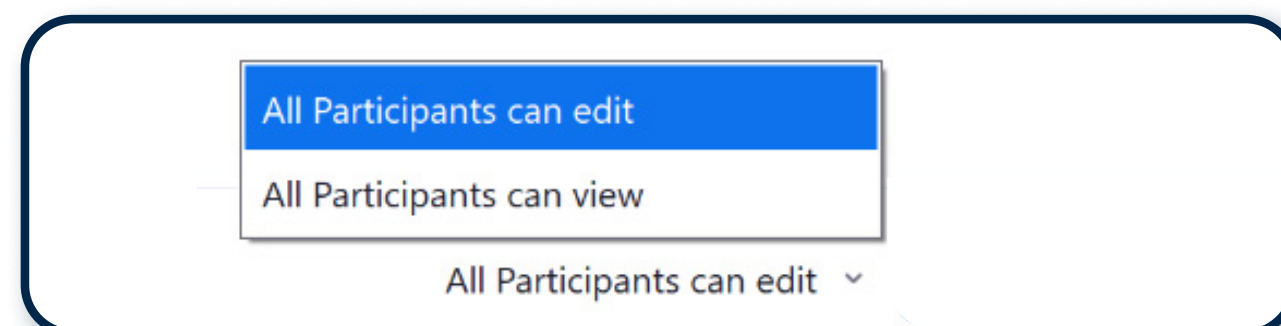
LANGUAGE FOCUS:

Grammar - verb tenses, e.g., present, past, and future forms.

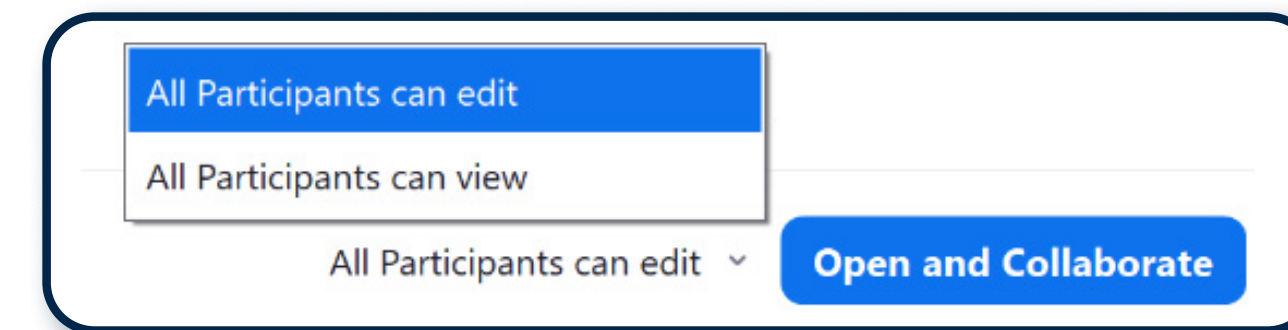
How to use Whiteboard in Zoom:

- 1 **Start a meeting** from the Zoom desktop client.
- 2 Click the **Whiteboard button**  on the in-meeting controls.

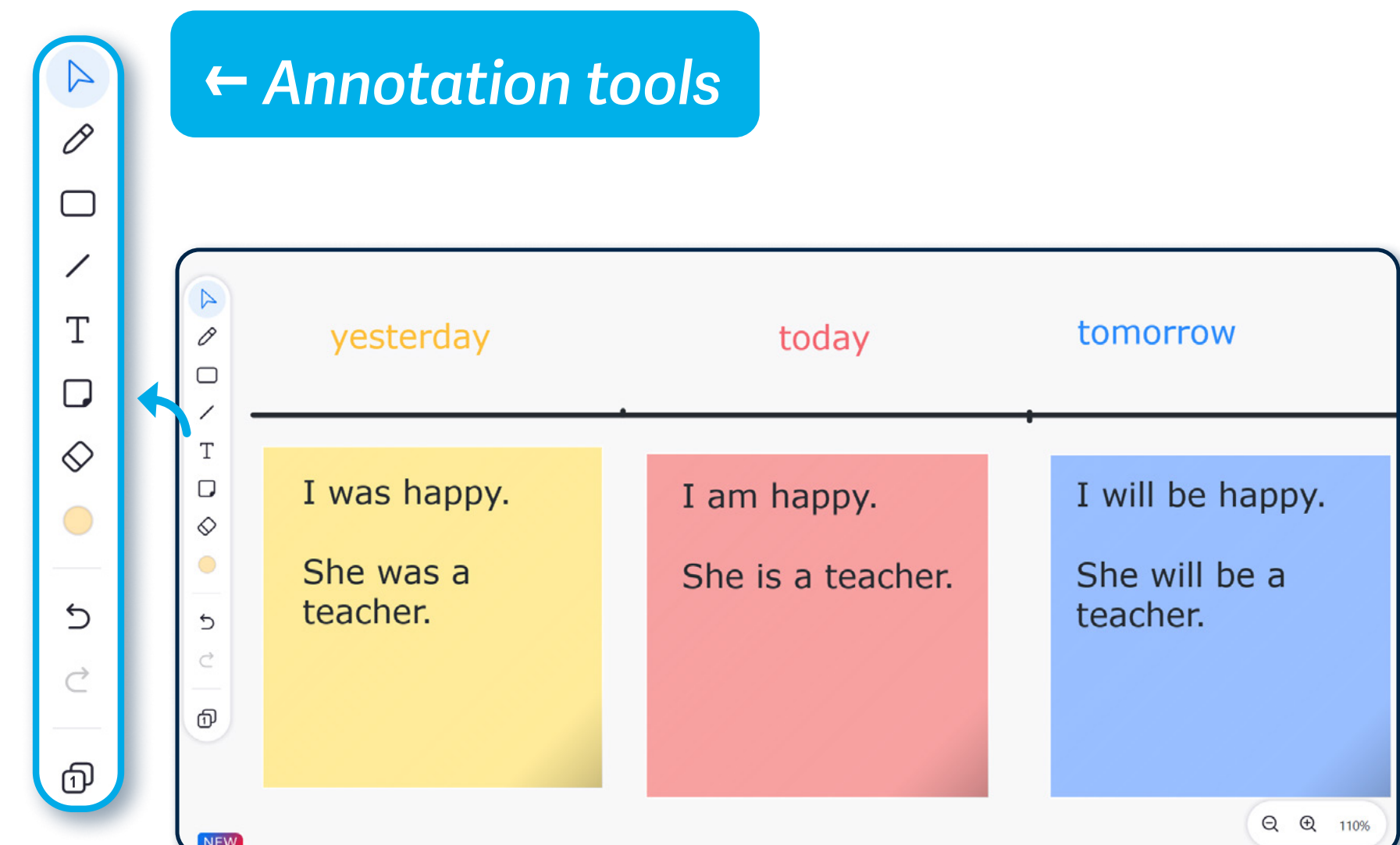

- 3 Click **New Whiteboard** or click an existing whiteboard you would like to edit.
- 4 Click the arrow  and choose 'All Participants can edit', the annotation tools will appear automatically.



- 5 Click **Open and Collaborate**. The whiteboard will open in your meeting window.



- 6 (Optional) Click **Share** to send the whiteboard to students by email or copy and share the link provided.



How to Stay Healthy

Eileen Counihan

ACTIVITY PLAN:

- ◆ Enable students to share ideas about how to stay healthy (in an online class, use Zoom Whiteboard to share these ideas).
- ◆ Discuss ways of staying healthy, e.g., diet, exercise, sleep, meditation etc.
- ◆ Watch a short RTÉ video on a form of exercise in Ireland: Winter Swimming in Ireland.
- ◆ Replay the video, and ask students to finish the Google Forms quiz based on the video.
- ◆ Check students' answers to the questions and discuss whether they would like to try sea swimming in Ireland.

ENGLISH PROFICIENCY LEVEL:

Intermediate to Upper-Intermediate.

MODE OF DELIVERY:

Face-to-face or online class, can be used as an after-class activity.

EQUIPMENT:

Computer/smartphone.

DIGITAL TOOLS:

[Google Forms](#), [RTÉ YouTube video](#) (choose short videos: 30 seconds – 3 minutes).

LANGUAGE FOCUS:

Vocabulary in relation to health, e.g., diet, exercise, mental health etc.; target grammar – use of modals (should, could, might etc.) to give advice.

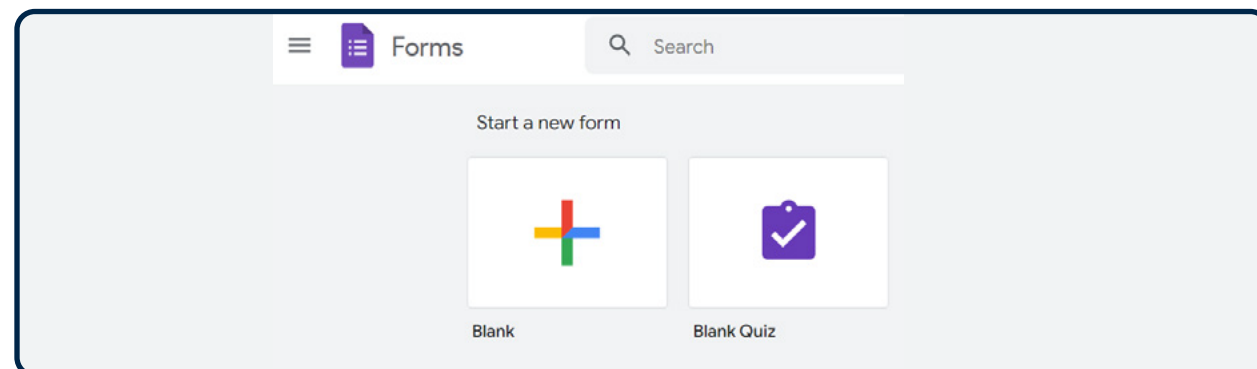
INTERCULTURAL/INTEGRATION FOCUS:

Based on the video, discuss wellbeing across cultures and learn about activities and places in Ireland.

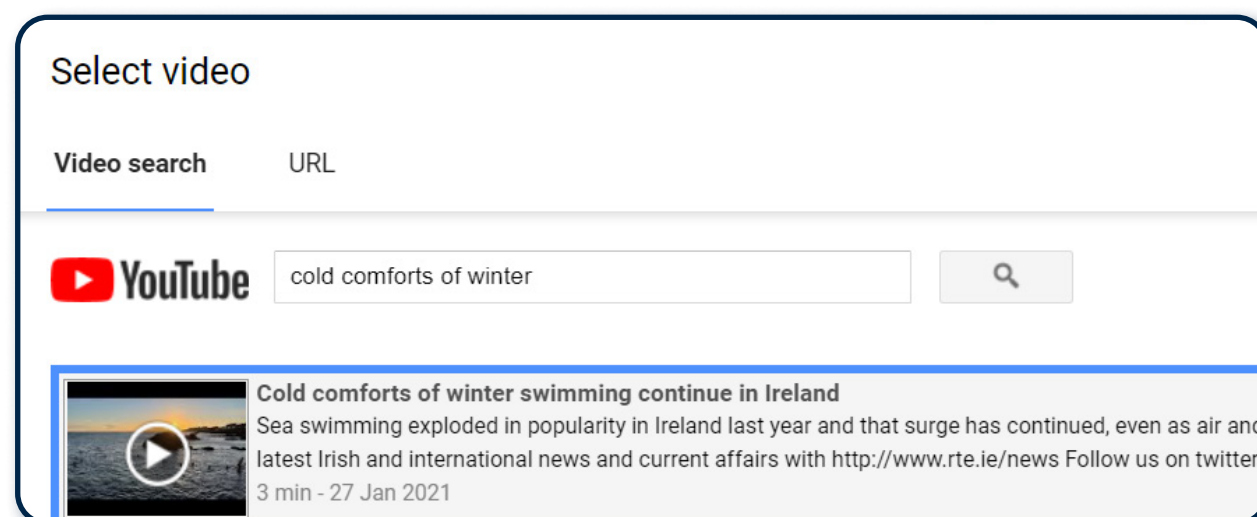
How to embed a YouTube video into quizzes on Google Forms:

1 Access [Google Forms](#) then click 'Go to Forms'.

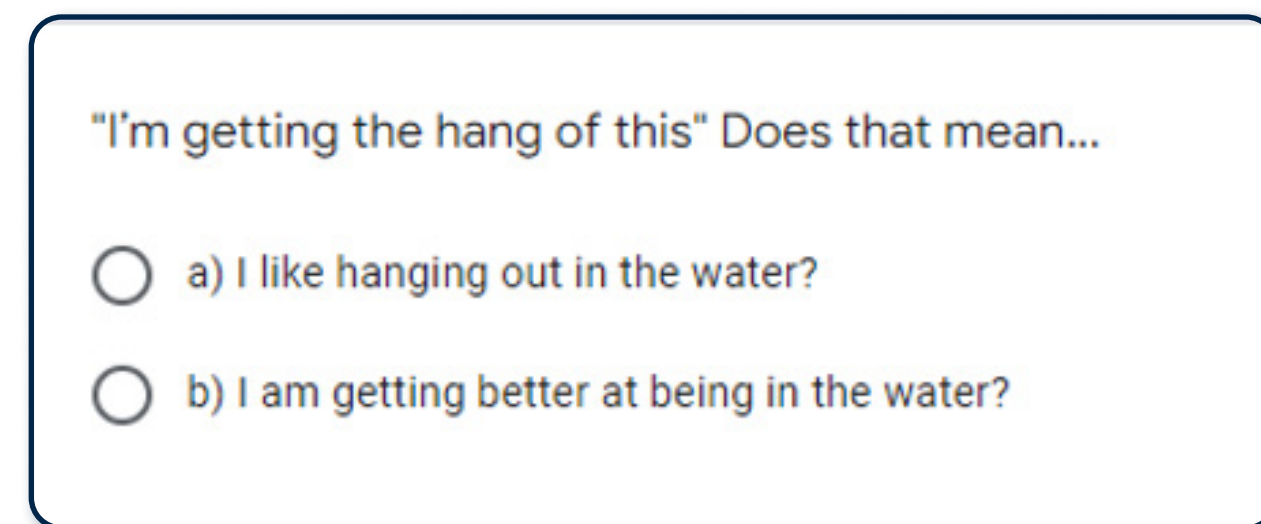
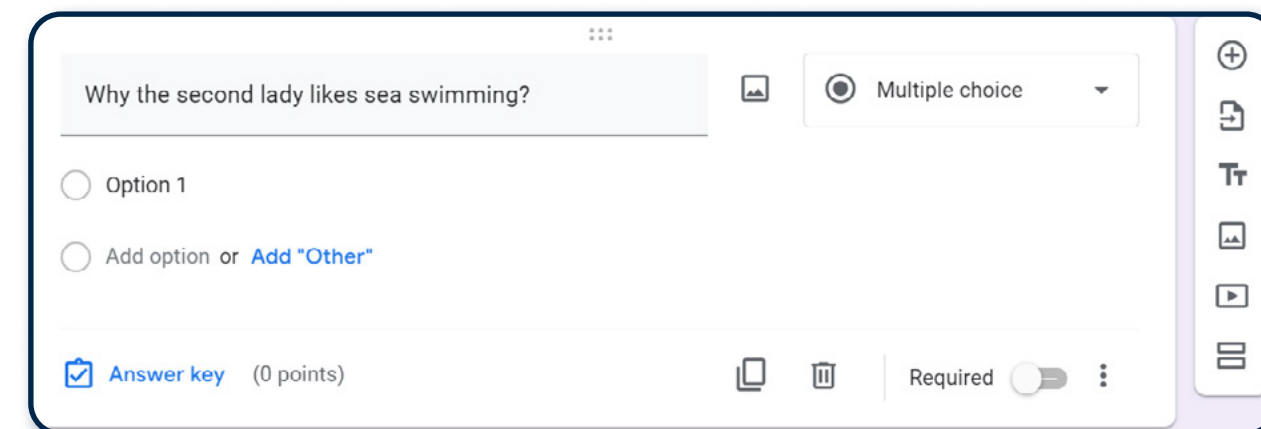
2 To create a quiz in Google Forms, choose 'Blank Quiz', then add the title of your quiz.



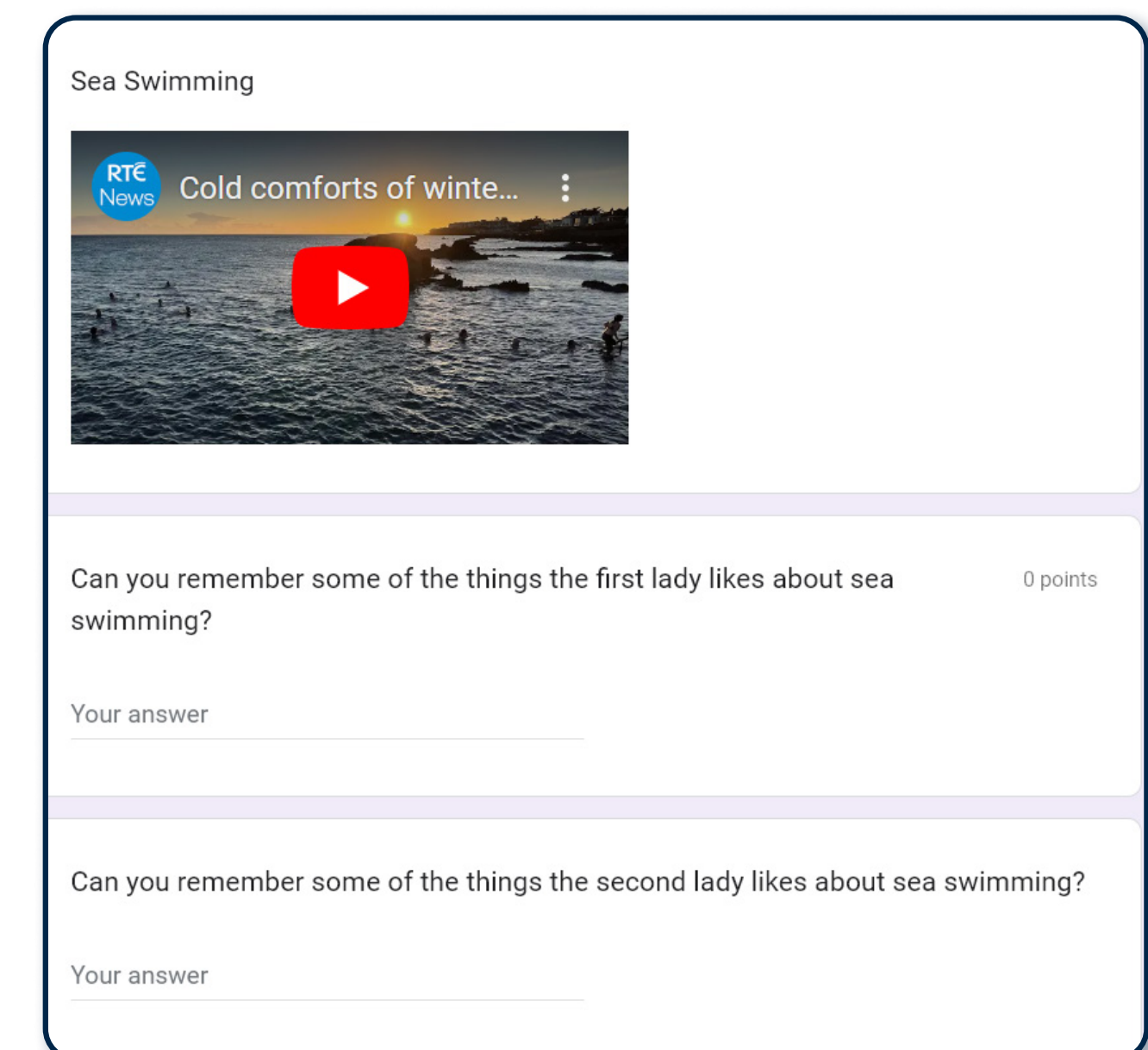
3 To embed a video, click 'Add video' and, on the right-hand side, search for and select your target YouTube video or insert its weblink.



4 Design the questions and answers; you can choose multiple choice, short answer, or paragraph answers as appropriate to your questions.



5 Click the 'Answer key', and select the right answer, tutors can also add feedback on answer choices (for multiple choice questions).



Protecting the Environment

Janet Moody

ACTIVITY PLAN:

- ◆ Together with your students, choose a relevant topic relating to the environment, e.g., global climate change or local environmental issues.
- ◆ Use videos/pictures to start a conversation about this topic during the class, and highlight some key vocabulary (e.g., pollution, endangered species, global warming).
- ◆ To enhance students' understanding of this topic, select a short video (e.g., RTÉ YouTube: [Farmer delighted at success of sand martin nesting wall](#)) and create a Google Forms quiz.
- ◆ Share the [Google Forms quiz](#) with your students, they can do the quiz before the next class.
- ◆ Check students' answers in the next class, review the video and discuss new language learned and any difficult aspects of the video and/or the quiz.

ENGLISH PROFICIENCY LEVEL:

Upper-Intermediate to Advanced.

MODE OF DELIVERY:

Face-to-face or online class, can be used as an after-class activity.

EQUIPMENT:

Computer/smartphone.

DIGITAL TOOLS:

[Google Forms](#), short [YouTube](#) videos.

LANGUAGE FOCUS:

Listening, speaking, and writing skills, more complex vocabulary relating to the environment.

INTERCULTURAL/INTEGRATION FOCUS:

Using multimedia resources to introduce aspects of the local environment, e.g., biodiversity in Ireland.

How to share Google Form quizzes with students?

Watch the video - more than once if necessary.
Use Ctrl+ to make screen bigger if necessary.



1) Why is the farmer called a climate hero?

- Because he is interested in nature
- Because he has helped birds to breed
- Because he is very brave
- Because he is heroic

2) What type of birds?

- sand pipers
- sand plovers
- sand martins
- sanderlings


Option 1 Click 'send', you can share the Google Form via students' emails.

The screenshot shows the 'Send form' dialog box with the 'Email' option selected. The 'Send via' row has icons for Email, Link, and Code, with the Email icon highlighted. Below, the 'Email' section has fields for 'To', 'Subject' (with the text 'Untitled form'), and 'Message' (with the text 'I've invited you to fill in a form:'). There is also a checkbox for 'Include form in email' and an 'Add editor' button at the bottom left. 'Cancel' and 'Send' buttons are at the bottom right.

Option 2 Click 'link', you can generate a link and send it by WhatsApp chat or Zoom chat.

The screenshot shows the 'Send form' dialog box with the 'Link' option selected. The 'Send via' row has icons for Email, Link, and Code, with the Link icon highlighted. Below, the 'Link' section shows a long URL: 'https://docs.google.com/forms/d/e/1FAIpQLSdl8KT3Q_mXDVUvVnx9h1I80VB8Ce9F'. There is a checkbox for 'Shorten URL' and 'Cancel' and 'Copy' buttons at the bottom right.

Tutor's tips: If you want to preview your quizzes, you can click the preview button at the top.



Digital Resource List



**DIGITAL
RESOURCE
PACK**

PART 2

Useful Digital Tools

This section presents a range of accessible digital tools which you may find useful in your Fáilte Isteach classes. Some tools may work best in online classes, others can be used to support face-to-face and out-of-class learning. Most of these tools are suitable for computers (laptop or PC), tablets, or mobile phones. Many of the tools are available via both websites and mobile apps. Stars ★ have been used to indicate the accessibility level of each tool, e.g., one ★ = easiest to use. You can click on the titles of these tools to access them online.

Quick links

**DIGITAL
RESOURCE
PACK**

PART 2



Zoom



How-to Videos:

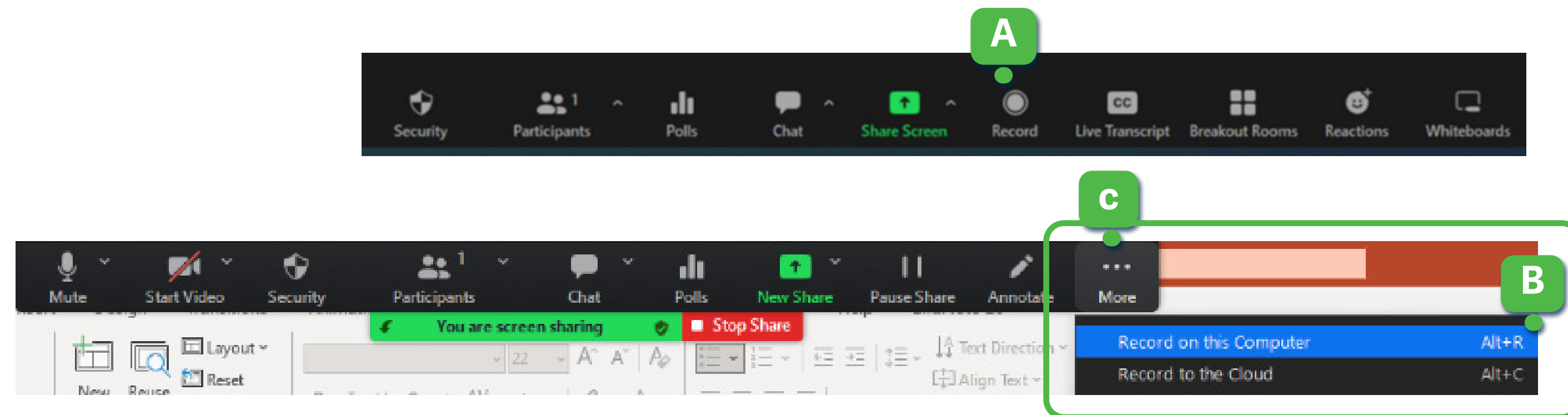
- ↗ [Screen Share](#)
- ↗ [Poll](#)
- ↗ [Breakout Rooms](#)
- ↗ [Live Transcriptions](#)
- ↗ [Whiteboard and Annotation Tools.](#)
- ↗ [Recording on your computer \(free accounts\) or on the cloud \(paid accounts\), also see uploading to YouTube.](#)

Initial Set-up

- 1 Tutors: [How to use Zoom for the first time: Download & Schedule.](#)
- 2 Learners: [How to join Zoom for the first time?](#)

Zoom Recording Guides:

- A Zoom toolbar – go to '**record**' or '**stop recording**'.
- B Options: '**record on this computer**' – for all Zoom accounts (paid accounts can also '**record to cloud**').
- C If you are screen sharing, '**record**' can be found under '**more**' + '**record**'.
- D Your recording will be saved as an mp4 video file.



Solutions to common Zoom issues

How to Fix Connection Issues on Zoom?

- 1 Exit Zoom and join again or turn off the video option.
- 2 Close down other browser pages and videos or restart the computer.
- 3 Move your computer closer to the wifi source.
- 4 Disconnect other devices (mobile phone, tablet) which use the same wifi source.

Audio Not Working

- 1 Double-check that you are unmuted.
- 2 Exit Zoom and join again, choose 'join with audio'.
- 3 Try different device options available, click the microphone on the Zoom toolbar to view options.
- 4 Test speaker and microphone on Zoom.
- 5 Check the microphone function on your computer.

Unpredictable Noises or Audio Echo in the Zoom class

Can be caused by internet connection or audio issues – mute all speakers (both tutor and learners) and unmute only the essential speakers, otherwise close the Zoom meeting and re-enter.

Other Challenges

- 1 Reset your password at https://zoom.us/forgot_password, enter your email address, and reset.
- 2 To resolve other Zoom issues, watch: [Zoom-10 common challenges & their solutions](#).

YouTube

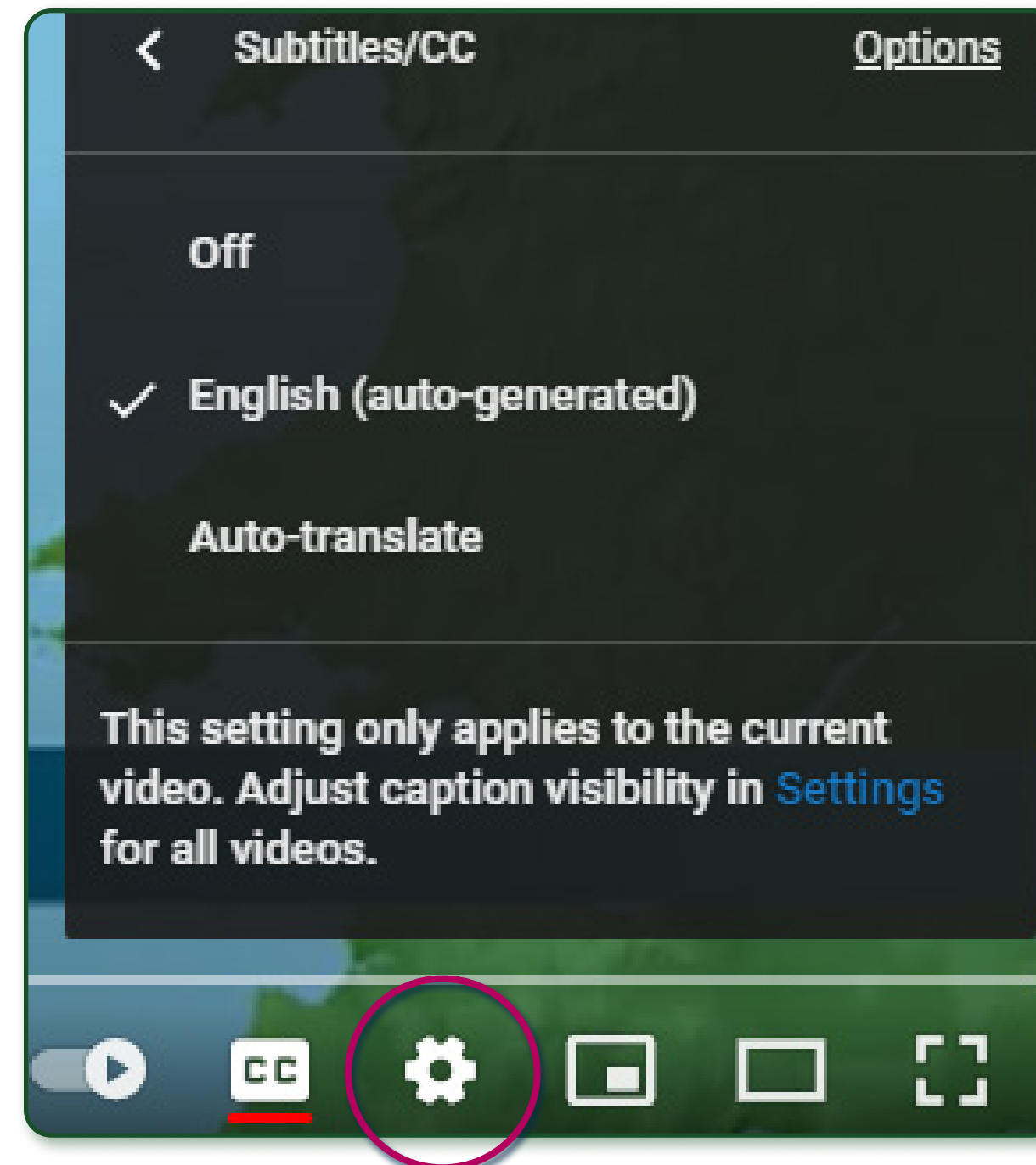
Huge range of videos available, many can be used for language learning.



How-to Videos:

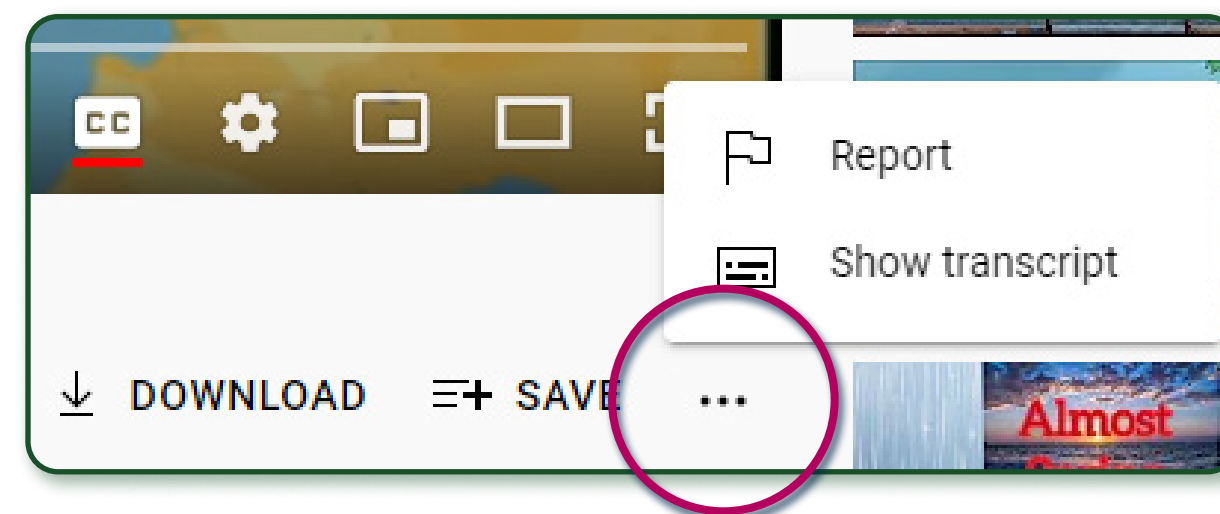
- ↗ [How to use YouTube videos for language learning?](#)
- ↗ [How to upload videos to YouTube?](#)

Accessing subtitles (English/translation) and transcripts on YouTube videos:



Subtitles:

Click on '**settings**' (cog-wheel) at the bottom right-hand corner of the YouTube video, then choose either English (auto-generated) or Auto-translate (wide range of languages, through Google Translate).



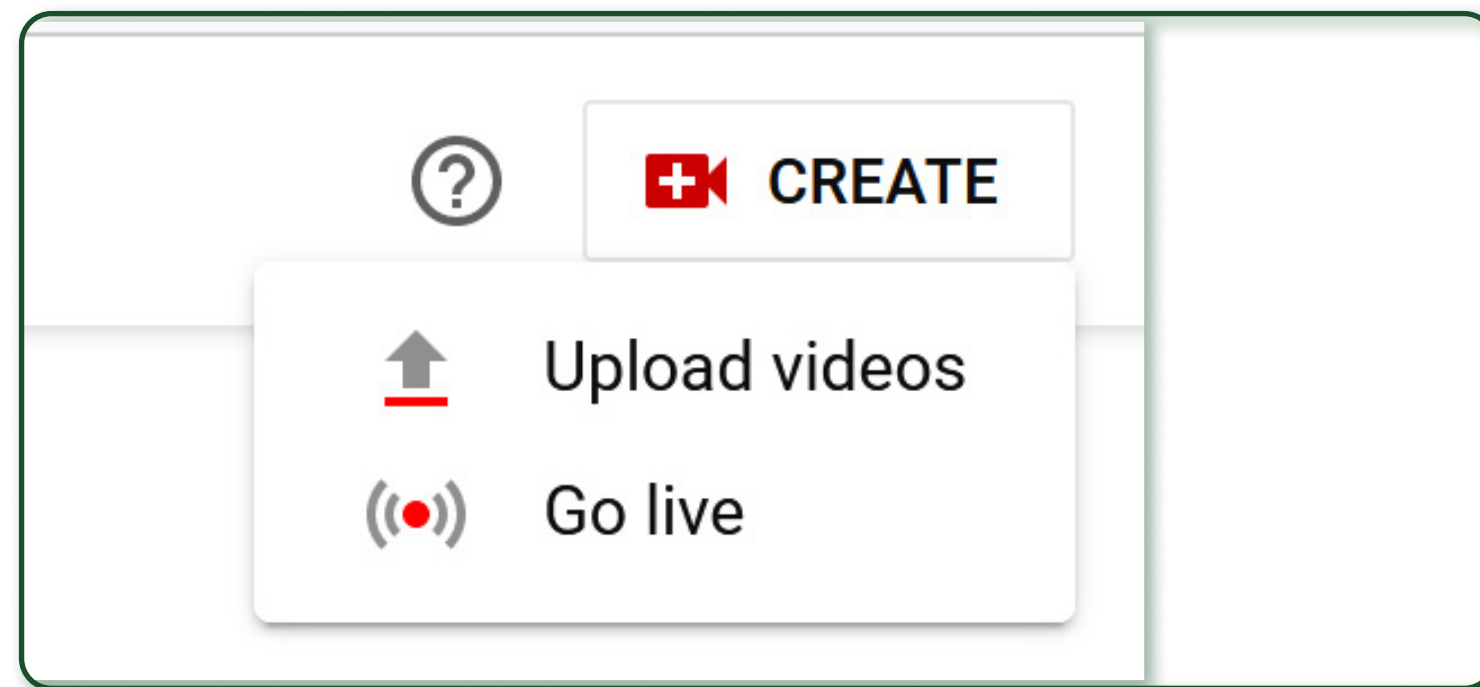
Transcript:

Click on the **three dots** below the YouTube video and choose '**Show transcript**'. The transcript will then appear to the right of the video.

Video creation

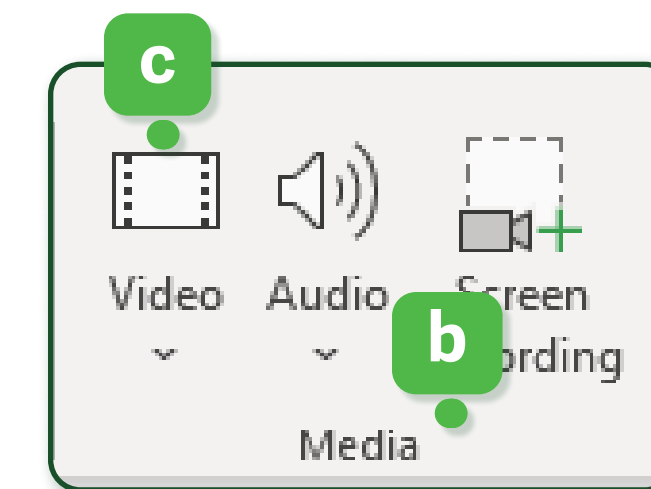
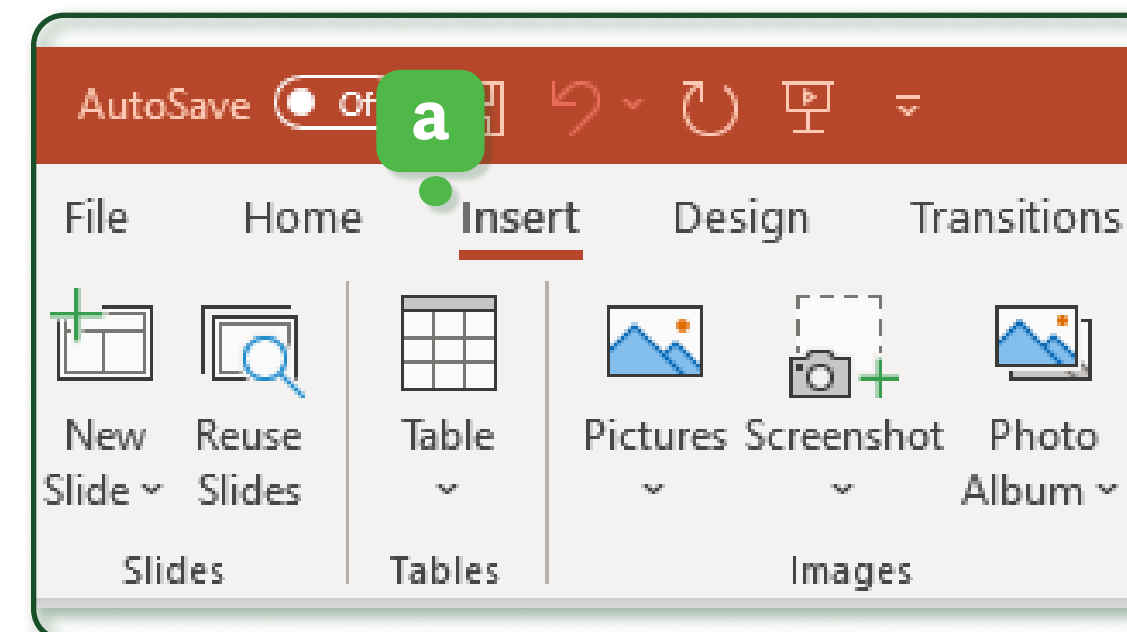
YouTube Video Editing and Sharing

- 1 Create a free [YouTube account](#) (using your email address) then choose: Create – Upload video.
- 2 **Visibility:** choose 'private' or 'unlisted' if you do not want your video to be publicly available, only people with the YouTube link you send them can access this video.



Videos and PowerPoint

- 1 Embed YouTube and other videos into PowerPoint – go to 'Insert' (a) + 'Media' (b) + 'Video' (c).
- 2 You can also record videos on PowerPoint ('Screen Recording').



YouTube video resources for learning English

Some English language learning resources available on YouTube which you may find useful:

1 [Ireland - Lorcan McNamee ETB](#)

- ◆ **English level:** Absolute Beginner and Beginner.
- ◆ Teacher-created medium-length videos (5-10 mins), focusing on vocabulary and pronunciation.

2 [Scotland - English Snacks](#)

- ◆ **English level:** Absolute Beginner and Beginner.
- ◆ Teacher-created short videos (3-5 mins), focusing on vocabulary and basic sentences.

3 [Easy English](#)

- ◆ **English level:** Intermediate and Advanced.
- ◆ Longer videos (10-20 mins), focusing on speaking and communication skills.

4 [Animated English](#)

- ◆ **English level:** Intermediate.
- ◆ Short videos (3 mins), covering occupation-related conversations.

5 [Exciting English](#)

- ◆ **English level:** Intermediate to Advanced.
- ◆ Short videos (3-5 mins) to support English language learning, based on popular films.

6 [RTÉ News](#)

- ◆ **English level:** Intermediate to Advanced.
- ◆ Short videos (1-3 minutes), authentic multimedia resources to support listening skills development, also provide information about Ireland to support integration.

Free Picture Sites



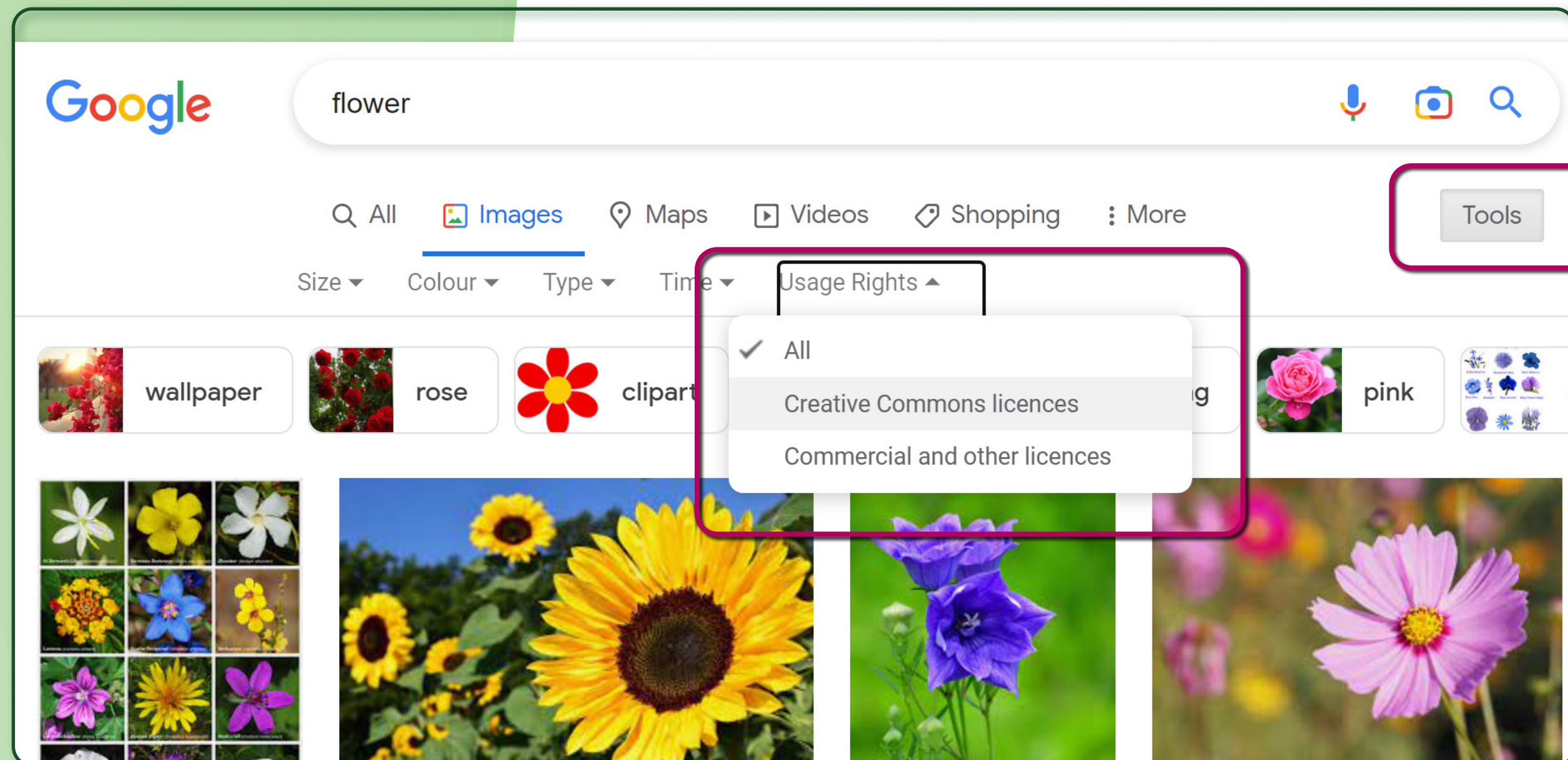
Pixabay



Unsplash



Pexels



You can also access freely available photos on Google Images

Choose → **'Tools'** → **'Usage Rights'**
→ **'Creative Commons Licences'**.

Google Drive



How-to Videos:

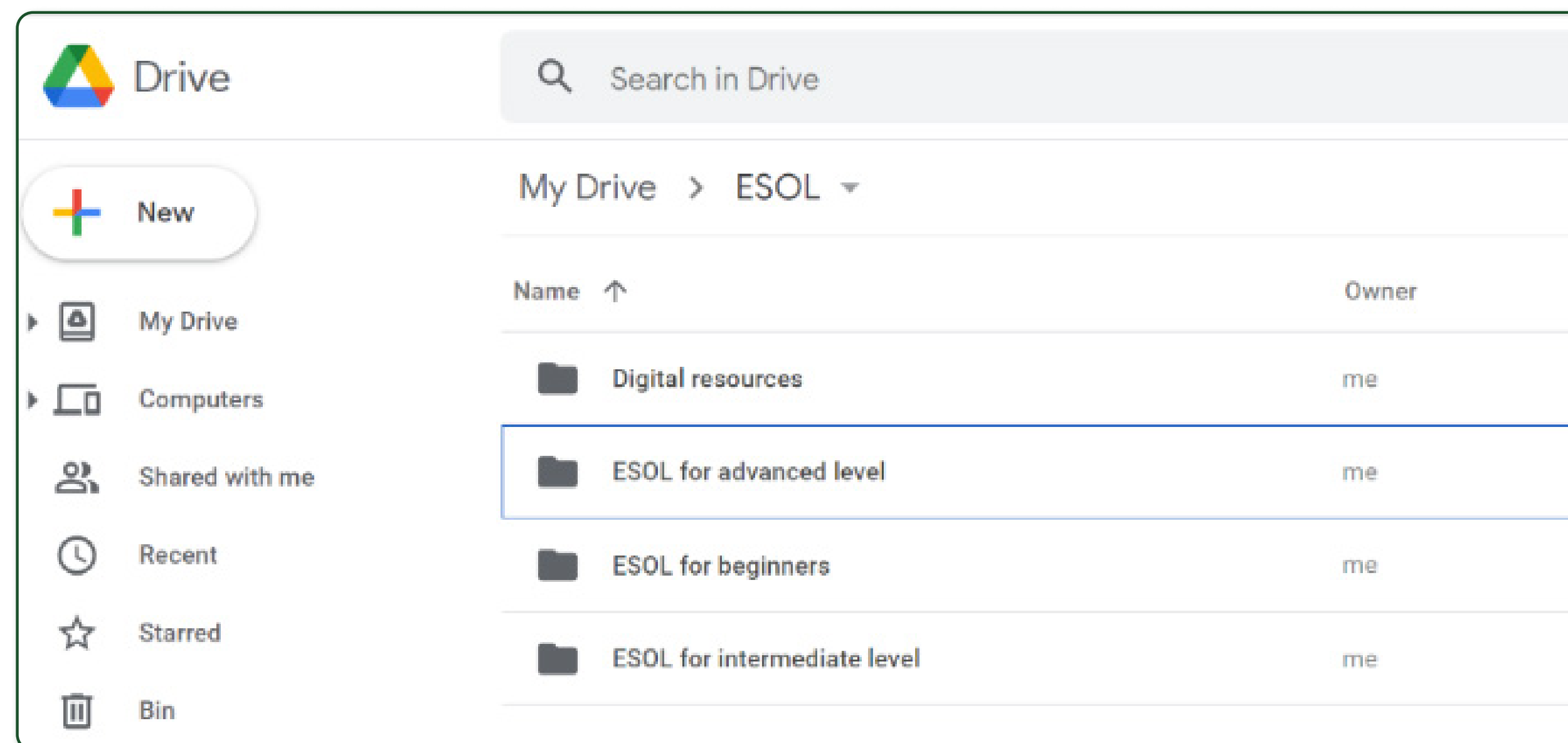
- ↗ [How to create shared Google Drive folders?](#)

Share a Google Drive folder with other tutors:

- ◆ Tutors can store, share, and collaborate on learning resources and activities.

Share a Google Drive folder with learners:

- ◆ Learners can share pictures, videos, or samples of writing – useful for group work.



Google Forms




How-to Videos:

- ↗ [How to use Google Forms to create a quiz?](#)
- ↗ [How to add pictures to Google Forms?](#)
- ↗ [How to insert a YouTube video in the Google Forms quiz?](#)
- ↗ [More advanced: How to create audio files and add them to your Google quizzes?](#)

Activities: creating quizzes

- ◆ Design questions and provide feedback on quiz responses.
- ◆ Embed pictures or YouTube videos into a quiz.
- ◆ The quiz link generated by Google Forms can be copied and shared as a link or by email.

English Conversations



What colour did the lady choose for her clothes?

Red

Green

Purple

Quizlet



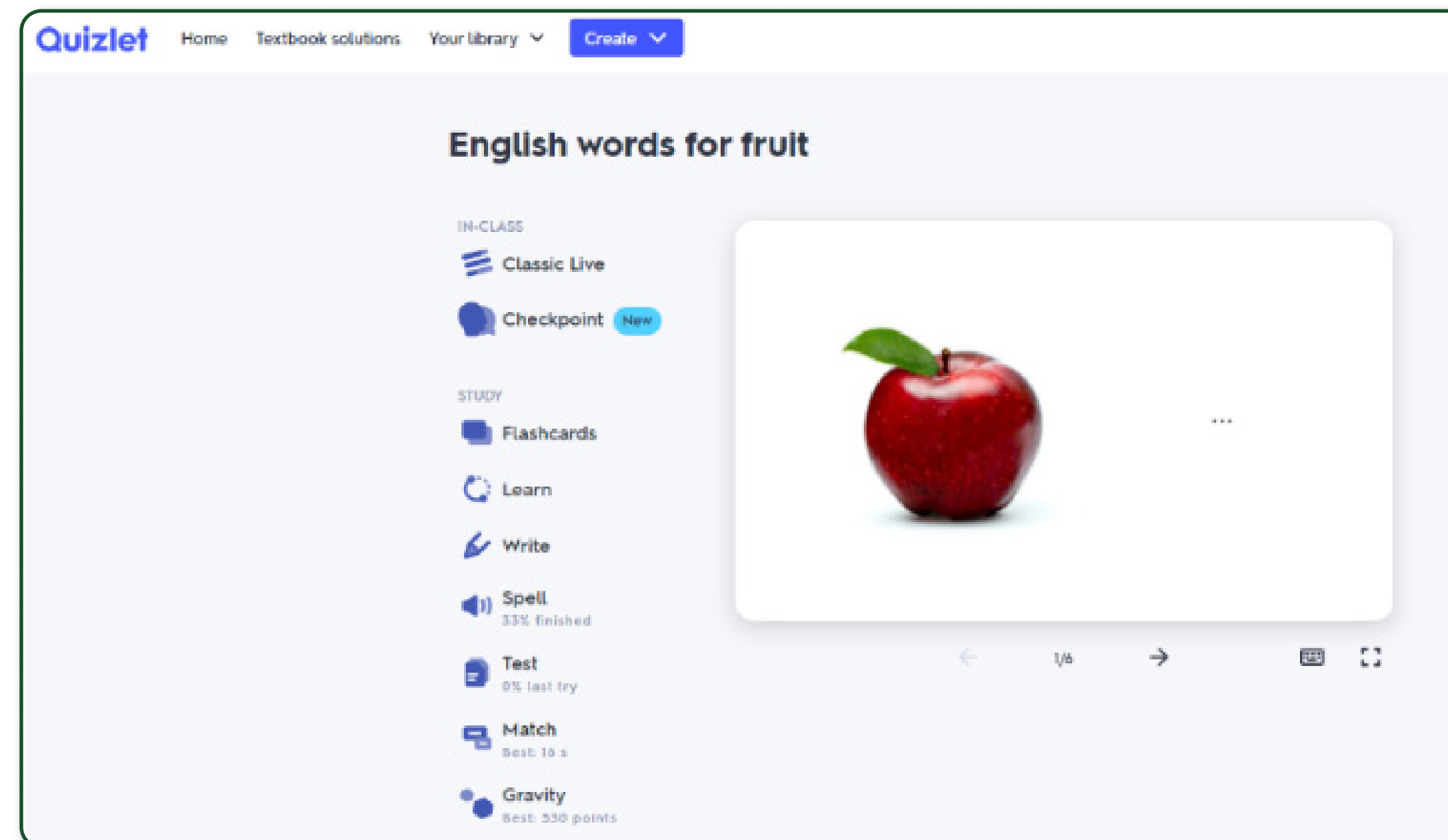
How-to Videos:

↗ [How to create Quizlet flashcards?](#)

↗ [How to use Google Translator and Quizlet to create bilingual flashcards?](#)

Activities: creating flashcards and quizzes

- ◆ Useful for vocabulary development – flashcards can support the acquisition of new words through multiple exposures.
- ◆ Quizlet flashcards can be picture-based, bilingual, or based on definitions.
- ◆ Flashcard quizzes generated by Quizlet can be used individually or played as a group.



Kahoot!



How-to Videos:

↗ [5 Minute Guide to Kahoot.](#)

↗ [How to add video & pictures to Kahoot?](#)

Activities: creating interactive quizzes

- ◆ Tutors can create quizzes online and share them with learners.
- ◆ Can be used in a live class game or the quiz link can be shared for individual practice.
- ◆ Pictures or videos (very short) can be embedded into the quizzes.
- ◆ More suitable for large class groups, QR code use recommended.
- ◆ Also, check the Kahoot! 'Library' for resources, e.g., [Cambridge: Grammar and Beyond](#).
- ◆ For more quiz creator tools see: [Quizizz](#) and [Socrative](#).

Kahoot!

58.7k plays · 144.1k players

Play this Pre A1 game and explore the picture to find out what's happening at the beach.
Practise language, in...[SHOW MORE](#)

A public kahoot

CambridgeEng_Schools
Updated 2 years ago

Questions (10) [Show answers](#)

1 - Slide
Fun at the beach

2 - Slide
Fun at the beach

3 - True or false
The boy in the orange T-shirt is playing badminton on the beach.

4 - True or false

30 sec


Using QR codes

QR codes can be used on mobile phones for easy access to web links, e.g., for online quizzes, polls, and collaborative activities.



To access QR codes:

- ◆ For **Apple iPhone**: open 'camera' app → select the **rear-facing** camera → hold & scan.
- ◆ For **Android phones** (Samsung etc.) → some phones have a QR scanner included in their camera app → open the camera app → scan the QR code.
- ◆ For some android phones, you must install a QR scanner app, e.g.: [Tiger QR Code Generator](#).



Installing a QR scanner app - 4 steps:

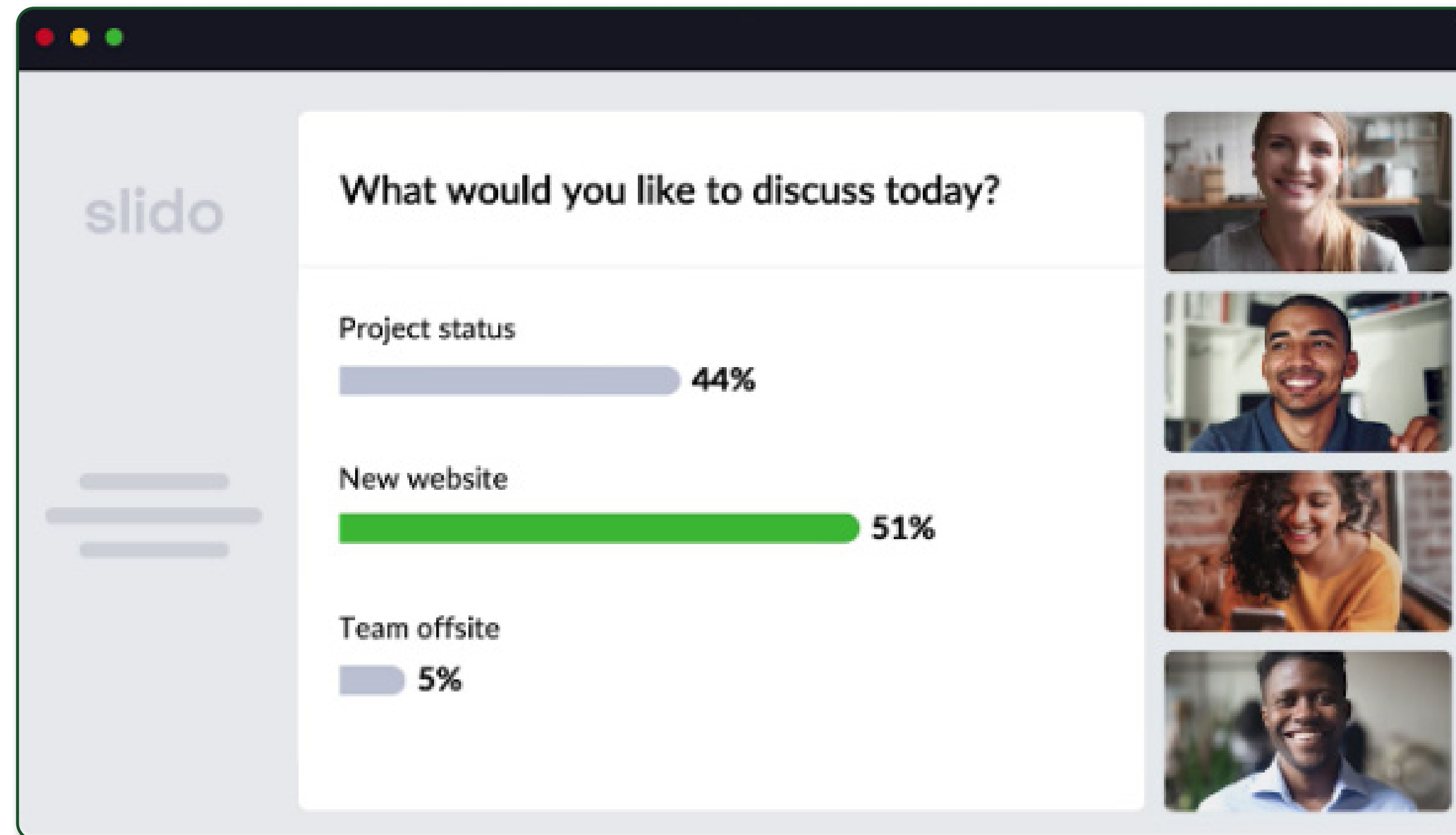
- 1 Download, go to the Google Play Store and search **Tiger QR Code Generator**.
- 2 Open the Tiger QR Code Generator app and click 'scan'.
- 3 Choose 'allow only while in use'.
- 4 Hold the phone towards the QR code and scan.

Slido



Activities: interactive sharing of ideas

- ◆ Tutors can use Slido to create quick quizzes, polls, and word clouds in online classes.
- ◆ Good for brainstorming, sharing views, comprehension checks etc.
- ◆ Can be embedded into PowerPoint or Google Slides.
- ◆ QR code use recommended.



The Word Search



Activities: word puzzle creation

- ◆ Tutors can create puzzles (word searches) based on relevant vocabulary - go to [Word Search Maker](#).
- ◆ Puzzles can be downloaded and printed or played online.
- ◆ Learners can also play existing puzzles on this website.

The **WordSearch**
Word Search Maker [More Puzzles](#)

V	B	R	E	E	F	I	S	H	R	A	C	H	P
A	N	A	C	R	O	C	O	D	I	L	E	E	B
A	O	S	T	R	I	C	H	T	E	G	R	D	A
I	A	D	D	H	C	H	E	E	T	A	H	G	D
B	H	R	O	D	R	A	V	E	N	E	N	E	G
E	Y	W	D	L	S	A	M	O	L	E	L	H	E
A	R	T	P	V	P	R	C	B	O	L	R	O	R
R	H	T	O	A	A	H	C	R	O	W	A	G	H
C	C	A	N	N	O	R	I	A	Z	E	B	R	A
H	A	N	Y	T	A	E	K	N	I	N	A	W	A

Thousands ready to play online

Word Search

We have the best collection of word search puzzles online, with new ones being added regularly.

They are fun to play, but also educational, in fact, many teachers make use of them.

Puzzles are 100% free to play and work on desktop pc, mac, and tablet. Or you can go old school and print them to enjoy later.

Plus, if you're feeling a little more adventurous, why not create your very own with our simple to use [Word Search Maker](#), and then share them with your friends.

To get started playing, just select a game from below. Best of

Padlet



How-to Videos:

- [How to use Padlet for teaching ESL vocabulary?](#)

Activities: collaborative work, resource-sharing

- ◆ Padlet can enable tutor-learner interaction.
- ◆ Learners can write text or record audio on Padlet, useful for group projects.
- ◆ YouTube videos, pictures, links, and documents can be embedded into Padlet.

Useful English language learning resources on Padlet:

Ireland – Lorraine Downey – CDETB:

- ◆ [ESOL activities, resources, lesson ideas, links](#)
- ◆ [English language websites and resources for learners](#)

UK – Rachel Öner:

- ◆ [Mega ESOL Padlet](#)

UK – Liz Woods:

- ◆ [Level 1 Preparation](#)

The screenshot shows a Padlet board titled "Level 1 Speaking and Listening" with the subtitle "Learning outside the classroom!". The board contains several resource cards:

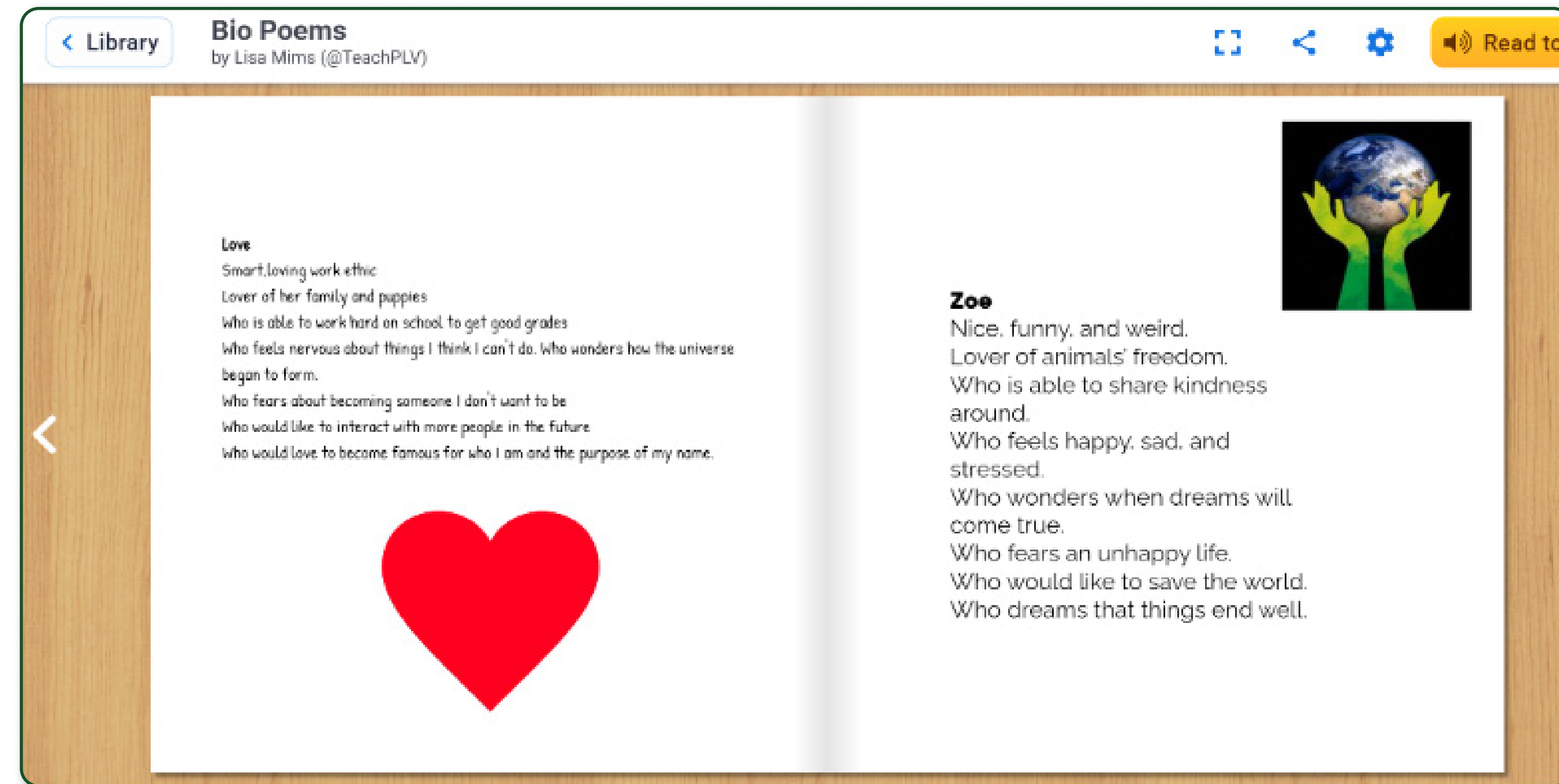
- Online coursework**: A card with a plus sign below it.
- Upload your work here**: A card with a plus sign below it.
- The Grammar Column**: A card with a plus sign below it.
- Pronunciation videos/recordings**: A card with a plus sign below it.
- WEEK 11**: A card indicating the dates "22nd - 26th March".
- TASKS FOR THE WEEK**: A card with a list of tasks for the week, including "What am I learning?", "This week we are thinking about the course", "Do past tense and preparing for next course", and "L1 Writing".
- Question grammar video**: A card featuring a video player interface.
- Sounding natural in English**: A card titled "Syllables (syl-la-bles) & Word" with a video player interface.

Book Creator



Activities: creating digital books

- ◆ Use Book Creator to make eBooks with samples of learners' writing.
- ◆ Audio can also be added.
- ◆ See: [English language book samples.](#)



Google Earth



Activities: English language learning through exploring different places

- ◆ Can be used to support English learning by engaging with information and activities about local or international locations.
- ◆ More Google apps for education: [Google Apps for Education Tutorial](#).



Language Teaching Resources for Tutors

The resources in this section focus more specifically on supporting English language learning. Some are aimed at adult migrants learning ESOL (English for Speakers of Other Languages), while others are more general. The resources highlighted here are freely available or they include free versions. They be used by tutors in either face-to-face or online classes and to support out-of-class learning – app versions may be more suitable for learners to use on their phones. You can click on the titles of these resources to access them online.

Quick links

**DIGITAL
RESOURCE
PACK**

PART 2



BBC Learning English



Comprehensive English language learning website with a wide range of audio/video resources. [App](#) version also available.

- ◆ **English level:** most suitable for Intermediate to Advanced.
- ◆ **Language focus:** listening, reading, vocabulary, grammar.

Example resources:

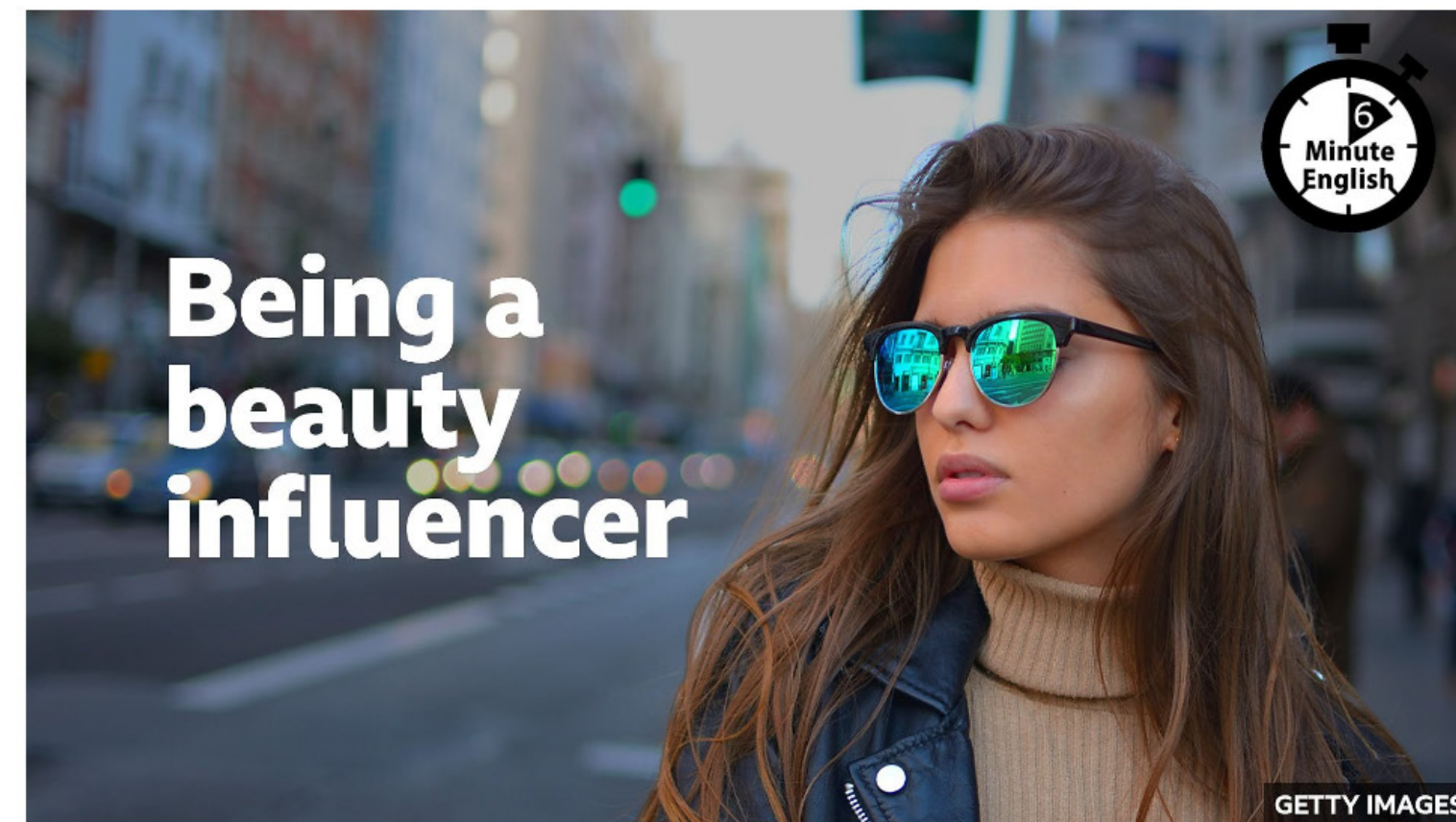
- ◆ [6 Minute English](#) - Intermediate level, authentic short audio resources.
- ◆ [Teachers' Room](#) – short video resources to support tutors.

6 Minute English INTERMEDIATE LEVEL

Our long-running series of topical discussion and new vocabulary, brought to you by your favourite BBC Learning English presenters.

From the archives

All 6 Minute English programmes pre-September 2014 can be found [here](#).



Being a beauty influencer

EPISODE 220825 / 25 AUG 2022

Hear about women who are using social media to change attitudes to beauty

ESOL Excellence Gateway




Resources aimed at adult migrant learners: lesson plans, worksheets, audio and video etc.

- ◆ **English level:** Absolute Beginners upwards.
- ◆ **Language focus:** reading, writing, listening, pronunciation, vocabulary.

Example resources:

- ◆ [English for Work](#), occupational English, PDF lesson guides.
- ◆ [Learners New to ESOL](#), designed for Absolute Beginners, multiple free resources including pictures, phonics, and topic packs.



Conversation Club



Free resources designed for volunteers and adult English language learners. Useful toolkit and language teaching guide to support volunteer tutors.

- ◆ **English level:** Beginner to Intermediate.
- ◆ **Language focus:** conversation skills.

Example resources:

- ◆ [Conversation club sessions](#): 15 units covering topics, e.g., shopping, home, and work scenarios.
- ◆ [YouTube video resources](#): short videos on working with adult migrants.



English My Way



English language learning resources for adult migrants, particularly those who are new to English.

- ◆ **English level:** Beginner to Intermediate.
- ◆ **Language focus:** reading, listening, speaking.

Example resources:

- ◆ **Learning Circles:** for self-access learning, covering everyday language use scenarios.
- ◆ **Teaching Materials:** multiple topics, including lesson plans and multimedia resources.

Sessions



While the original website has closed, English My Way resources are available via [BBC Learning English](#) and the [Online Centres Network](#).

British Council: Learn English



Wide range of English language learning resources.

- ◆ **English level:** most suitable for Intermediate to Advanced.
- ◆ **Language focus:** listening, reading, vocabulary.
- ◆ Apps also available, e.g., [LearnEnglish Podcasts](#).

Example resources:

- ◆ **Podcast:** range of topics with transcripts of the audio provided and quizzes for practising listening skills.
- ◆ **Video Zone:** short videos (1-3 minutes), authentic listening resources and interviews, short quizzes included.

The screenshot shows a digital resource interface. At the top, there is a video player with a progress bar at 0:00 / 10:57. Below the player is a 'Transcript' section with a dropdown arrow. The main content area is titled 'Check your understanding' and contains a quiz for 'Episode 2 - Carolina'. The quiz instructions are: 'Who did what - Carolina or Emily? Put the ends of the sentences in the right group.' There is a '6 items remaining' indicator. The quiz items are:

- ... went to Venezuela.
- ... went on a study trip to France.
- ... bought a lot of clothes.
- ... spent a lot of money.
- ... got a Valentine's card.
- ... makes a cup of tea.

 Below the items are two columns for answers: 'Carolina ...' and 'Emily ...', each with a text input field.

Cambridge English

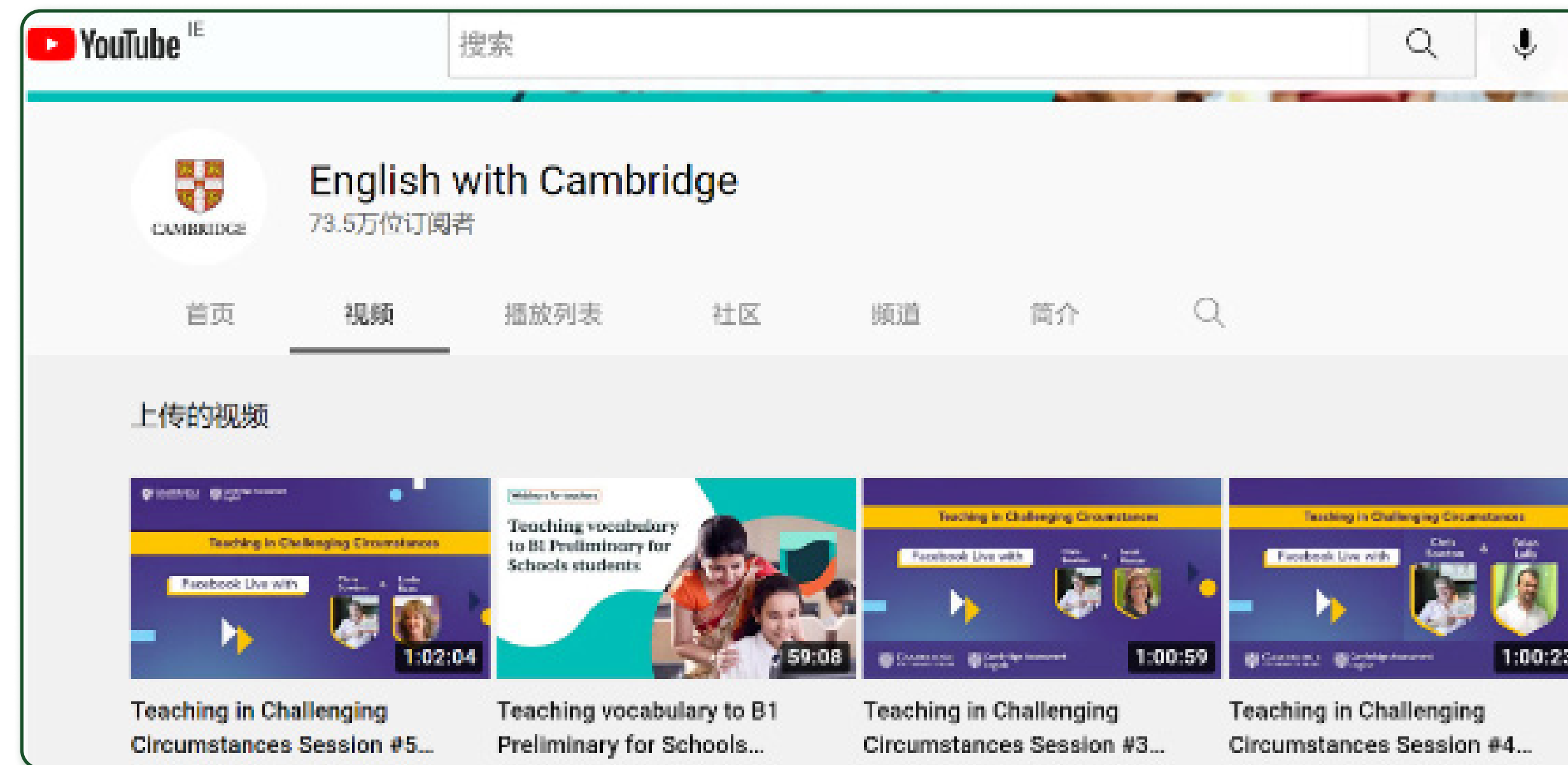


Wide range of resources for English language learning, some free material.

- ◆ **English level:** Beginner upwards.
- ◆ **Language focus:** grammar, vocabulary, reading and listening skills.

Example resources:

- ◆ [Cambridge Learning English](#): free online quizzes and activities.
- ◆ **YouTube Channel:** [Learn English with Cambridge](#), freely accessible short videos on grammar points, idioms with quiz questions.
- ◆ **Facebook:** [Learning English with Cambridge](#)



One Stop English



Comprehensive website with a wide range of resources, can be used both online and offline. Some resources are available with a free account.

- ◆ **English level:** Absolute Beginners upwards.
- ◆ **Language focus:** listening, speaking, reading, writing, vocabulary, grammar.

Example resource:

- ◆ **Absolute Beginners Series:** 20 units for ESOL absolute beginners with detailed lesson plans, quizzes, pictures, and audio/video recordings. Also includes literacy support for learners who are new to the Latin alphabet.

The screenshot shows the One Stop English website interface. At the top, there is a navigation menu with links for HOME, CHILDREN, TEENAGERS, ADULTS (which is highlighted), PROFESSIONAL DEVELOPMENT, and ONLINE TEACHING. Below the navigation is a search bar with the text 'Search our resources' and a search input field containing 'Optional keyword'. To the right of the search bar are several filter buttons: 'Language / Skill', 'Level', 'Format', 'Age', and 'All filters'. The main content area displays the title 'Absolute Beginners: Unit 1' by Frances Marnie. Below the title is a short description: 'In this comprehensive first lesson by Frances Marnie, students cover language including: Hello, what's your name?'. To the right of the text is a small image showing a group of people, including a woman in a blue shirt and a woman in an orange shirt, standing outdoors.

English Club



Wide range of resources for English language learning, with some more specific sections, such as:

[English for Work](#): occupation-related English, covering e.g., hospitality, medical sectors etc.

Vocabulary quizzes and conversation-based audio resources are provided.

English for Work

These are pages for people working in industries or organizations where it is often necessary to speak English. Many of these pages have audio 🗣️ for you to listen to sample conversations and quizzes for you to test your comprehension.




[English for Airline Staff](#) 🗣️



[English for Hotel Staff](#) 🗣️



[English for Tour Guides](#) 🗣️



[English for Food & Beverage Staff](#)

- ◆ **English level:** Beginner to Intermediate.
- ◆ **Language focus:** reading, listening, vocabulary, grammar.



Free version of this language learning website provides reading and listening texts with audio resources and quizzes.

- ◆ **English level:** Intermediate to Advanced.
- ◆ **Language focus:** reading, listening.

Example resource:

- ◆ [Business English Texts and Articles](#), including business email reading/writing.

The screenshot shows the Lingua.com website interface. At the top right, there are links for 'LOG IN' and 'SIGN UP', and language selection buttons for 'DE', 'EN', 'ES', 'FR', and 'IT'. Below the logo, there are navigation buttons for 'English', 'Reading', 'Listening', 'Dictation', and 'Business English'. The main content area is titled 'English Texts for Beginners' and features a photo of a woman studying at a desk. To the right of the photo, there is a description of the resource and two buttons: '42 free texts' and 'Premium: 162 texts'.

English Texts for Beginners

English texts for beginners to practice reading and comprehension online and for free. Practicing your comprehension of written English will both improve your vocabulary and understanding of grammar and word order. The texts below are designed to help you develop while giving you an instant evaluation of your progress.

▼ 42 free texts + Premium: 162 texts

Prepared by experienced English teachers, the texts, articles and conversations are brief and appropriate to your level of proficiency. Take the multiple-choice quiz following each text, and you'll get the results immediately. You will feel both challenged and accomplished! You can even download (as PDF) and print the texts and exercises. It's enjoyable, fun and free. Good luck!

News In Levels



Learning English through authentic news items - audio clips, videos, and transcripts included. Learners can choose content by their proficiency level; key vocabulary is highlighted and explained.

- ◆ English level: Intermediate to Advanced.
- ◆ Language focus: reading, listening, vocabulary.

The screenshot shows a website interface with a dark blue navigation bar at the top containing the following menu items: HOME, LEVEL 1, LEVEL 2, LEVEL 3, DAYS, BOOK 1, GRAMMAR, BOOK 2, and LE. Below the navigation bar, there are two news items displayed in a grid. Each item consists of a thumbnail image on the left, a title and date on the right, a short text snippet, and three buttons labeled 'Level 1', 'Level 2', and 'Level 3' at the bottom right.

News Item 1:

- Title:** Visiting the Forbidden City
- Date:** 16-05-2022 15:00
- Text:** In Germany, tourists can see something new. They can see a secret Nazi compound called the 'Forbidden City'. They cannot...
- Level Selection:** Level 1, Level 2, Level 3

News Item 2:

- Title:** One Year ago: Great City Drawings
- Text:** Stephen is an artist. He is very famous. He draws cityscapes. He draws them from memory. His memory is perfect....
- Level Selection:** Level 1, Level 2, Level 3

Breaking News English



Focus on current affairs for English language learning.

- ◆ **English level:** Intermediate to Advanced.
- ◆ **Language focus:** listening, reading, grammar, vocabulary.

Latest News Lessons - May 16, 2022



[Google Translate adds 24 new languages](#)
16th May - "Harder"
 Google Translate has added 24 languages to its translation service.

[Level 4](#) [Level 5](#) [Level 6](#)



[Airlines miss most of their climate change targets](#)
12th May - "Easier"
 A new report says airlines in the U.K. have missed all their climate change targets since 2000, except one.

[Level 0](#) [Level 1](#) [Level 2](#) [Level 3](#)



[New eye drops improve vision without glasses](#)
9th May - "Harder"
 New eye drops have been developed that can help people with blurred vision.

From the latest lesson:
 Google Translate has added 24 languages to its translation service, bringing the total number to 133. For many of us, Translate is an indispensable tool. It provides a convenient, accurate and quick way of comprehending vocabulary and texts in other languages. The 24 new languages are spoken by more than 300 million people worldwide. Among them are the indigenous Aymara, Guarani and Quechua languages of the Americas.

[Buy my 1,000 ideas eBook](#)

Easier (0-3) and Harder (4-6) News Lessons

[Level 0](#) [Level 1](#) [Level 2](#) [Level 3](#)
[Level 4](#) [Level 5](#) [Level 6](#)
MINI NEWS LESSONS

This site is for ESL and EFL students wanting to



The National Adult Literacy Agency (NALA) also provides some resources for ESOL support in Ireland.

- ◆ English level: Beginner upwards.
- ◆ Language focus: basic literacy, reading, vocabulary.

Example resource:

- ◆ [NALA webinars](#) on ESOL – these include some good ideas for using digital tools and videos.
- ◆ ESOL materials and resources, [The Big Picture](#), and [The Big Picture 2](#).

The screenshot shows the NALA website interface. At the top, the NALA logo and name are on the left, and navigation links for 'Free courses', 'Tutors', 'Services', 'Research & policy', and 'Support us' are on the right. Below the header, there is a 'Back to list' link with a left arrow icon. The main content area features a large image of a woman in a hijab looking at a document, with other people in the background. To the right of the image is the title 'The Big Picture: Materials and Resources for ESOL tutors' and a descriptive paragraph: 'This pack is aimed at ESOL tutors. The materials range in level from beginner ESOL learners, through to exercises for higher-level learners, so that tutors may teach the same theme in a mixed-level class. The emphasis is on task-based learning and speaking, and each unit provides the opportunity for using listening, speaking, reading and writing and building vocabulary.' Below the image and text, there is a small thumbnail of the resource pack, the NALA logo, and two buttons: 'Download' and 'View' with a right arrow icon.



Language Learning Resources for Learners

In addition to the resources highlighted in the previous section, here are some more tools which can support language learning in out-of-class contexts. Most of these resources are available as apps which learners can use on their phones for further learning. You can click on the titles of these resources to access them online.

Quick links

**DIGITAL
RESOURCE
PACK**


PART 2

Translation Tools



Free translation apps with a wide range of language options and functions (e.g., text, speech, photo).

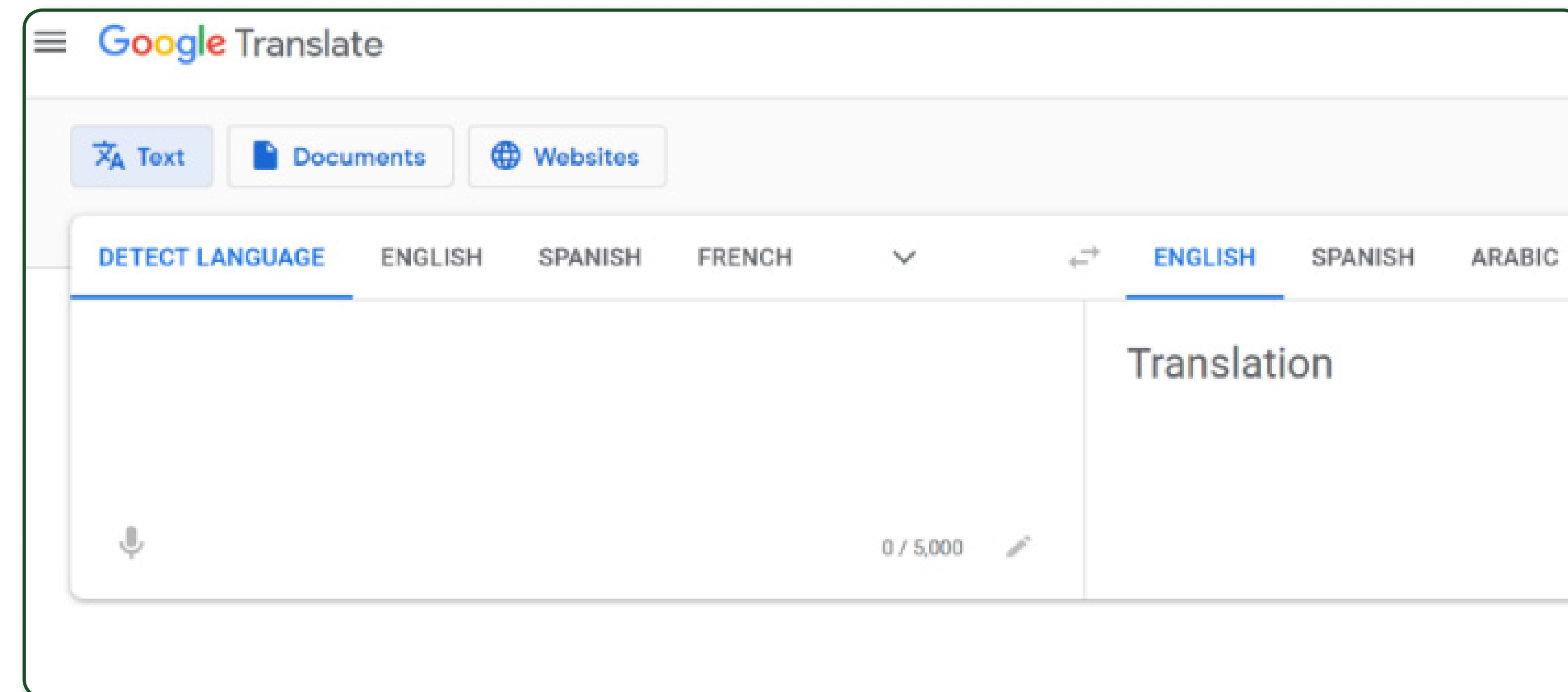
English level: Beginner upwards.



[Google Translate](#)



[Microsoft Translator](#)



Dictionary Tools/Apps



- ◆ [Cambridge Dictionary](#): English and bilingual explanations (range of languages) with useful examples. Can also support grammar development.
- ◆ [Cambridge Dictionary +Plus](#): free dictionary app with additional quizzes and wordlists.
- ◆ For more advanced learners, also see: [Synonyms and Antonyms](#), [Academic Phrasebank](#) (Intermediate to Advanced).

The screenshot shows the Cambridge Dictionary website interface. The search bar contains 'the past tense' and the language is set to 'English'. The entry for 'the past tense' is displayed, including its part of speech (noun), pronunciation in UK and US, and a detailed explanation. The explanation states that it is used to describe verb forms in many languages used for actions that have now finished. It is used by some people to refer to the past simple in English. Examples provided include: 'Add -ed to all these verbs to put them in the past tense.' and 'I think her husband must be dead - she always talks about him in the past tense.' A section titled 'More examples' includes: 'How do you say that in the past tense?' and 'The perfect form is just one way of forming the past tense in English.'

Duolingo



Useful vocabulary learning tool – includes some occupational terms and more complex language at higher levels, wide range of language options.

- ◆ English level: Beginner upwards.



Vocabulary Apps



D

DuoCards: suitable from Beginner level upwards; multilingual and definition-based explanations for vocabulary; app includes short videos with bilingual transcripts.



Memrise: app version available, suitable for Beginner to Intermediate level learners.



Learn English-15000 words: suitable from Beginner level upwards, topic-based vocabulary.

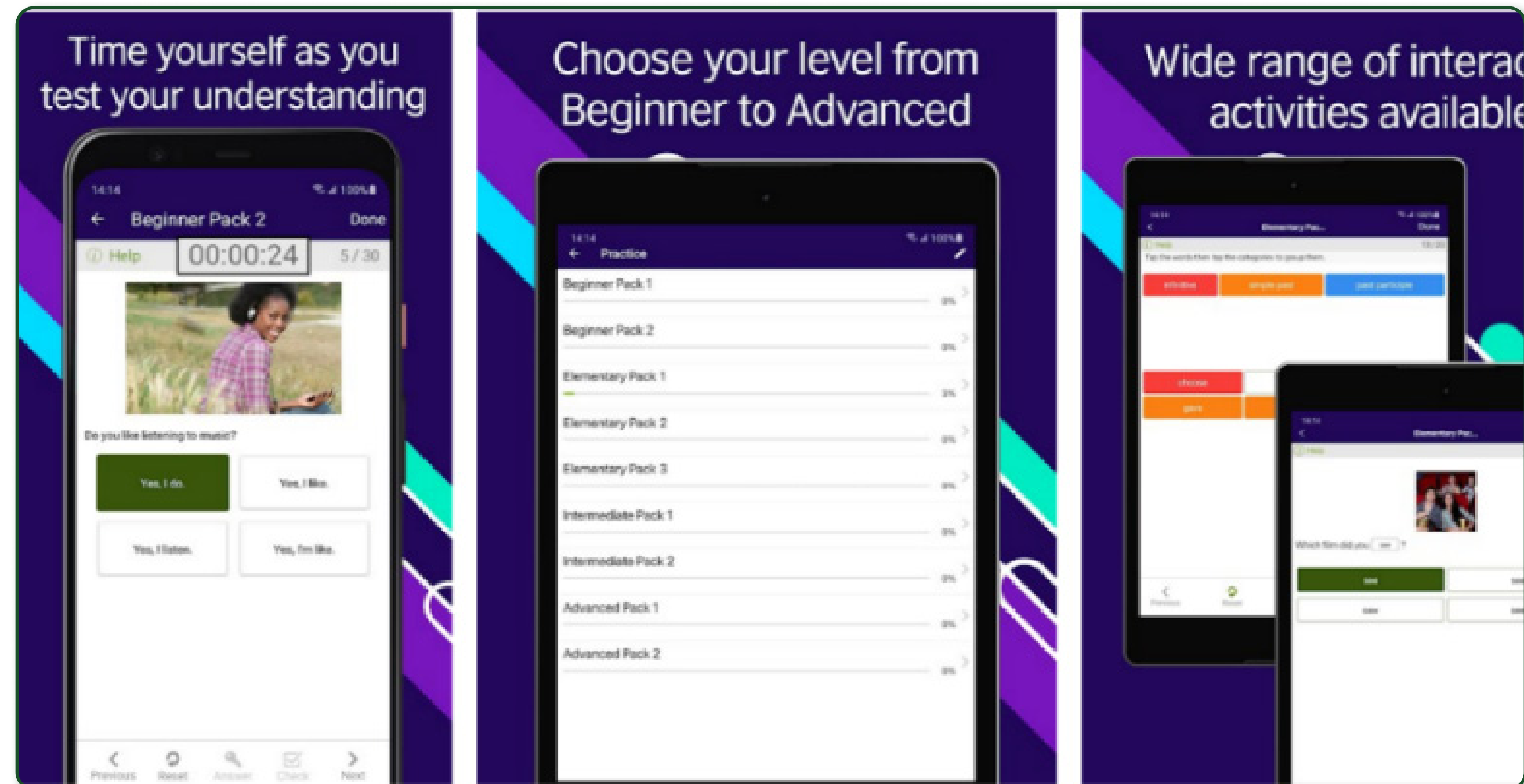
The screenshot shows the Memrise app interface for the 'English (American) 1' course. The top navigation bar includes 'Home', 'Courses', 'Groups', 'Subscribe', and a user profile icon. The course title 'English (American) 1' is prominently displayed, along with a description: 'Introduce yourself, walk around, and learn some useful English expressions to make everyone smile.' A 'Get started now' button is visible. Below the course title, there are five levels listed, each with a 'Ready to learn' status and a launch pad icon. The levels are: 1. Launch pad!, 2. I came in kind, 3. as a human, 4. Supplementary, and 5. more food. On the right side, there is a 'Leaderboard' section with a 'Week' tab selected, showing a score of 691974262 for the first user and a total score of 31,694.

Grammar Apps



Learn English Grammar: free app designed by the British Council, focuses on grammar instruction, with a wide range of grammar quizzes.

- ◆ English level: Beginner upwards.
- ◆ For more advanced learners, also see [IELTS Practice & IELTS Test](#)

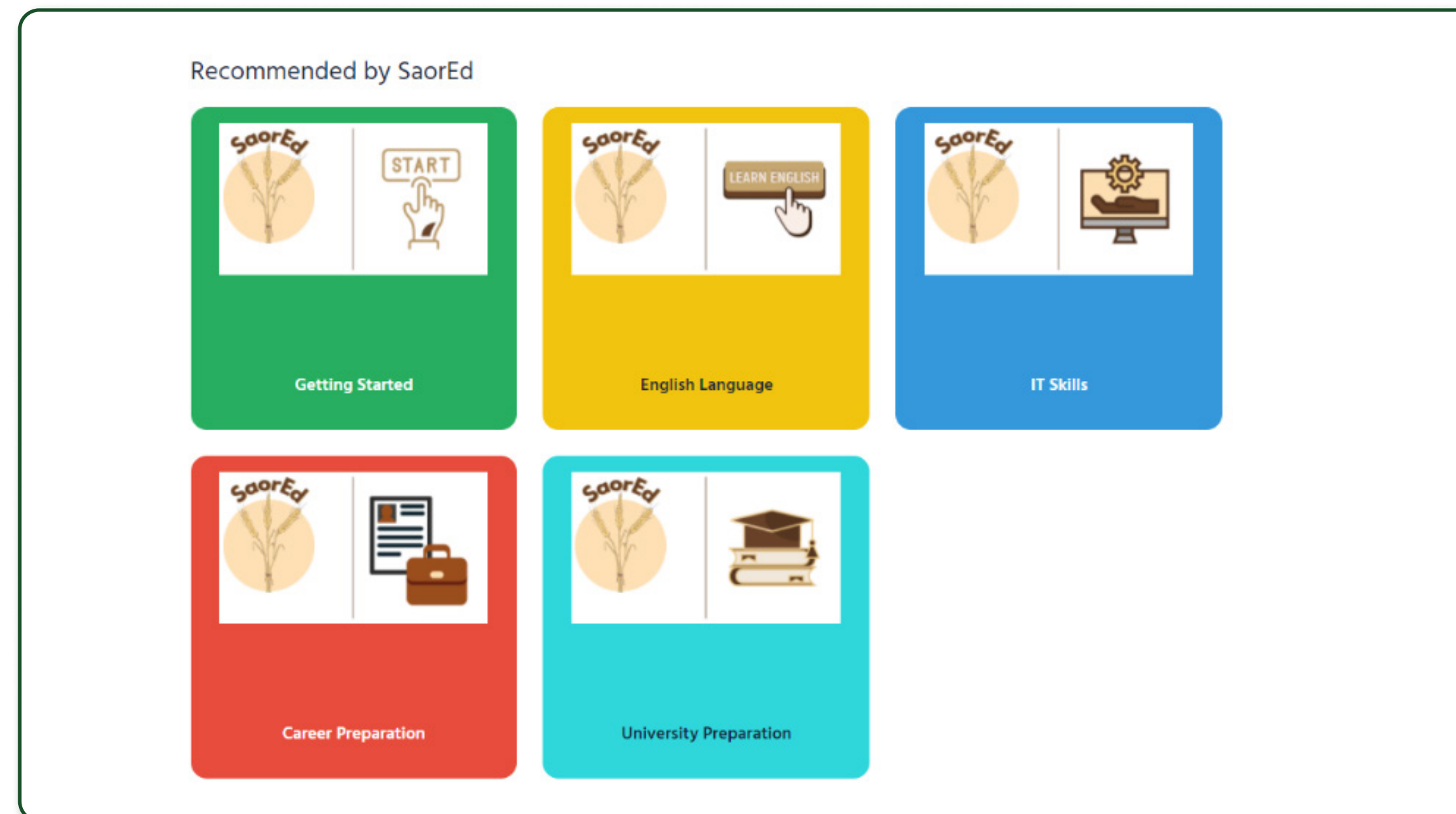




SaorEd is a free online courses for refugees and people seeking international protection in Ireland. Courses include English language, information technology, healthcare, and career preparation.

Useful support, especially for people in Direct Provision. Can be used for independent learning, but tutor support is also valuable for engagement in these courses.

- ◆ English level: Beginner upwards.
- ◆ Available in English, Arabic, and other languages.



English for Work and Further Study



English for work:

- 1 [English for work](#) (English Club).
- 2 [English for work](#) (ESOL Excellence Gateway).
- 3 [English at work](#) (BBC English).
- 4 [Conversation club](#) (Learning & Work Institute, UK).



English for further study:

- 1 [EAP Foundation.com](#)
English for Academic Purposes.

- 2 [IELTS](#)

Widely used English test for entry into Higher Education, for practice resources see e.g., [IELTS online tests](#), also many apps available: [IELTS Practice & IELTS Test](#).

- 3 [Duolingo English Test](#)

Now recognized for entry into Higher Education in Ireland, a cheaper and more accessible alternative to other tests (some support for refugee learners available), also see [video support](#) on YouTube.



Writing Skills Development



WriteStreakEN

Focus on English writing skills, learners can post their writing practice on this Reddit forum for interaction, correction and feedback.

- ◆ **English level: Intermediate to Advanced.**

Posted by u/nanigashinanashi 5 hours ago

1 **Streak 11: Building Healthy Habits When You're Truly Exhausted**

Correct Me!

I read [this article](#).

I want to build healthy habits. The first step of the way to build healthy habits is to start with sleep. I want to go to bed before 9pm to sleep eight hours, but it already passed pm.10pm. Why is it so difficult to sleep eight hours!? I want to read a book before bed, but I know I'll be exhausted tomorrow if I do that.

I set an alarm for 15 minutes before my bedtime, but I don't think it's working because I don't care the alarm every day. This might be the problem not be able to sleep eight hours. I'll try to set another alarm for 45 minutes before my bedtime so that I can prep for shut-eye.

Next two steps are "Think About Nutrition" and "Get Moving". I think I already do these

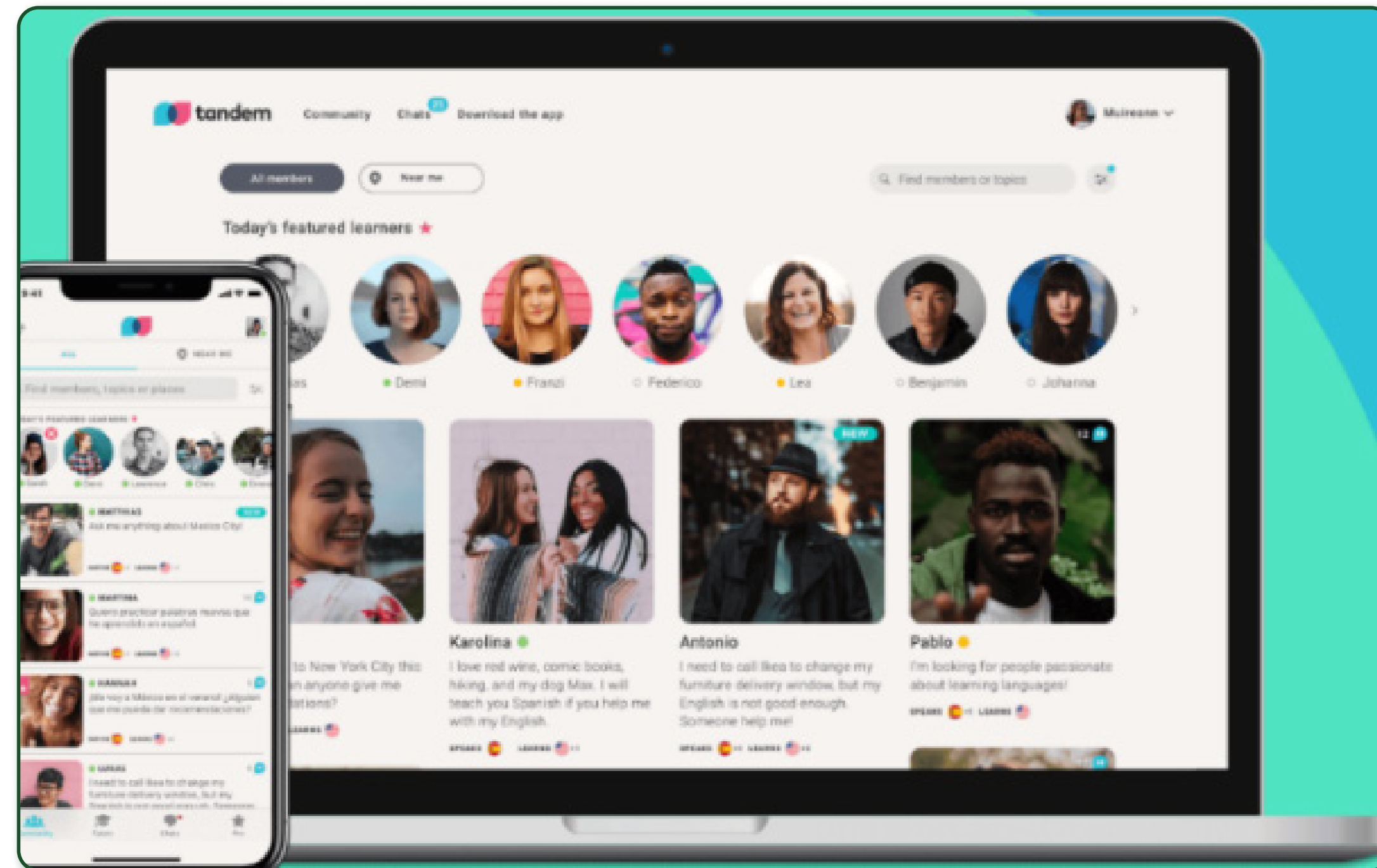
1 Comment Award Share Save ...

Tandem



Free language exchange app which links learners with speakers of the language they wish to learn; communication-based, bilingual.

- ◆ **English level: Intermediate to Advanced.**



Short videos –Tiktok



Short videos for English language learning on Tiktok. Focus on pronunciation, communication and intercultural skills, examples include:

- ◆ [@Speakengwithzach](#): Beginner.
- ◆ [@linguamarina](#): Intermediate.
- ◆ Chinese-English: [@learningenglish_36](#), Intermediate to Advanced.
- ◆ Arabic-English: [@learningarabics](#), [@Englishlearning_space](#), Beginner, Intermediate.




TED Talks



Wide range of popular talks, covering different topics.

- ◆ Language skills: listening, communication.
- ◆ English level: Intermediate to Advanced.



Bektour Iskender
The crime-fighting power of cross-border investigative journalism

Posted May 2022




Jonathan Smith
Does trickle-down economics actually work?

Posted May 2022




Lucie Pinson
How to stop banks from investing in dirty energy

Posted May 2022




Ndidi Okonkwo Nwuneli
The future of the food ecosystem — and the power of your plate

Posted May 2022



Edith Elliott and Shahed Alam
The most powerful untapped resource in health care



Amanda Renteria
A bold plan to transform access to the US social safety net

Posted May 2022

Integration Resources

This section includes some multilingual resources to support integration in Ireland. It also provides links to some organisations which work with refugees and migrants, as these may be useful for your learners. You can click on the titles of these resources and organisations to access them online.

Quick links

**DIGITAL
RESOURCE
PACK**

PART 2



SWIFT Integration App

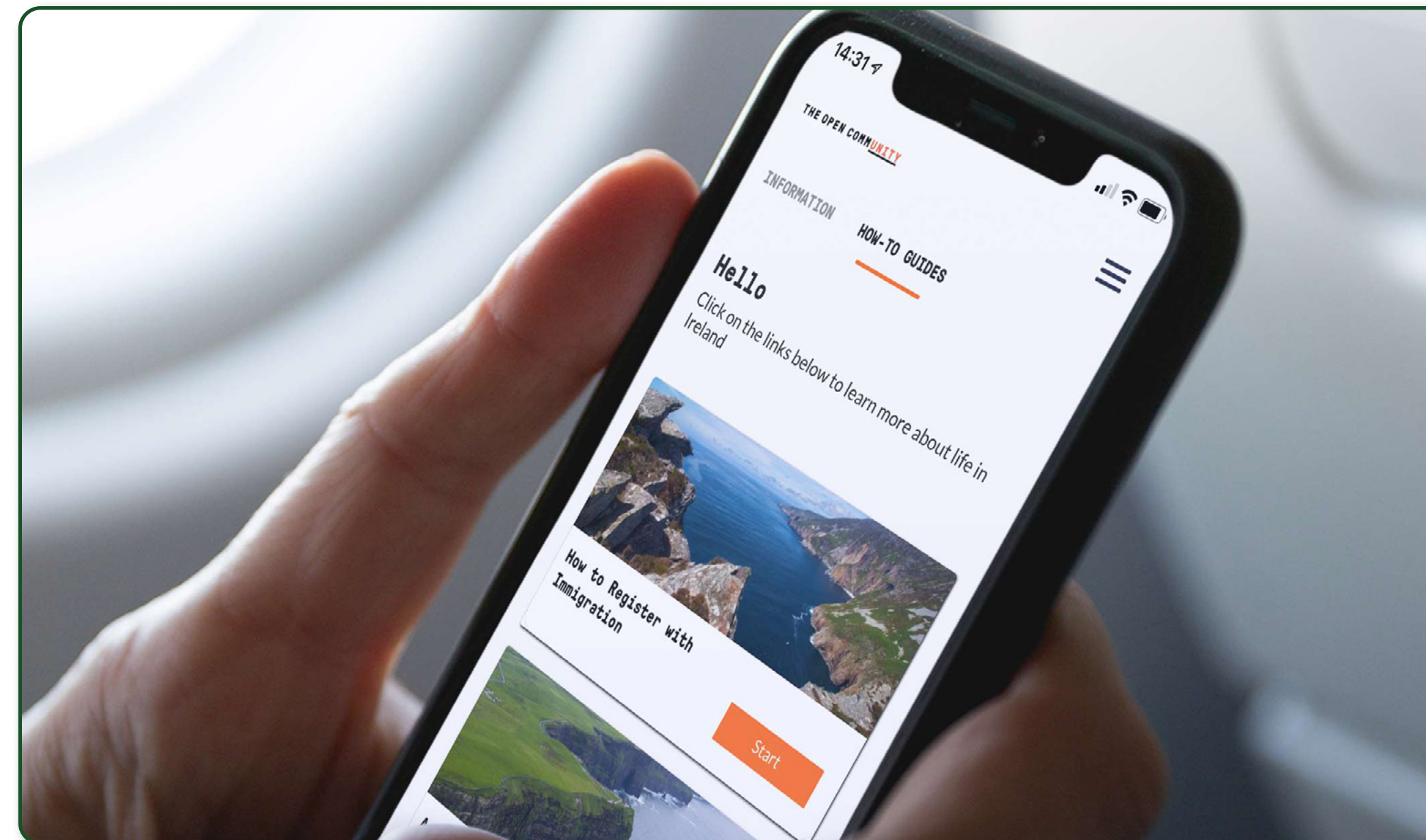


THE OPEN COMMUNITY

Swift Integration App

This app, developed by The Open Community, Positive2work Skillnet and the Department of Social Protection, provides multilingual information about life in Ireland and services, e.g., immigration, health, education, and employment. Useful for refugees who have arrived in Ireland, free and easily accessible on phones.

- ◆ Available in English, Arabic, Dari, Pashto, and Ukrainian.
- ◆ For more resources, see [The Open Community](#) main page.



Information on Public Services



Some multilingual information is available on the websites of government departments, e.g., Ireland's response to [Ukraine](#)

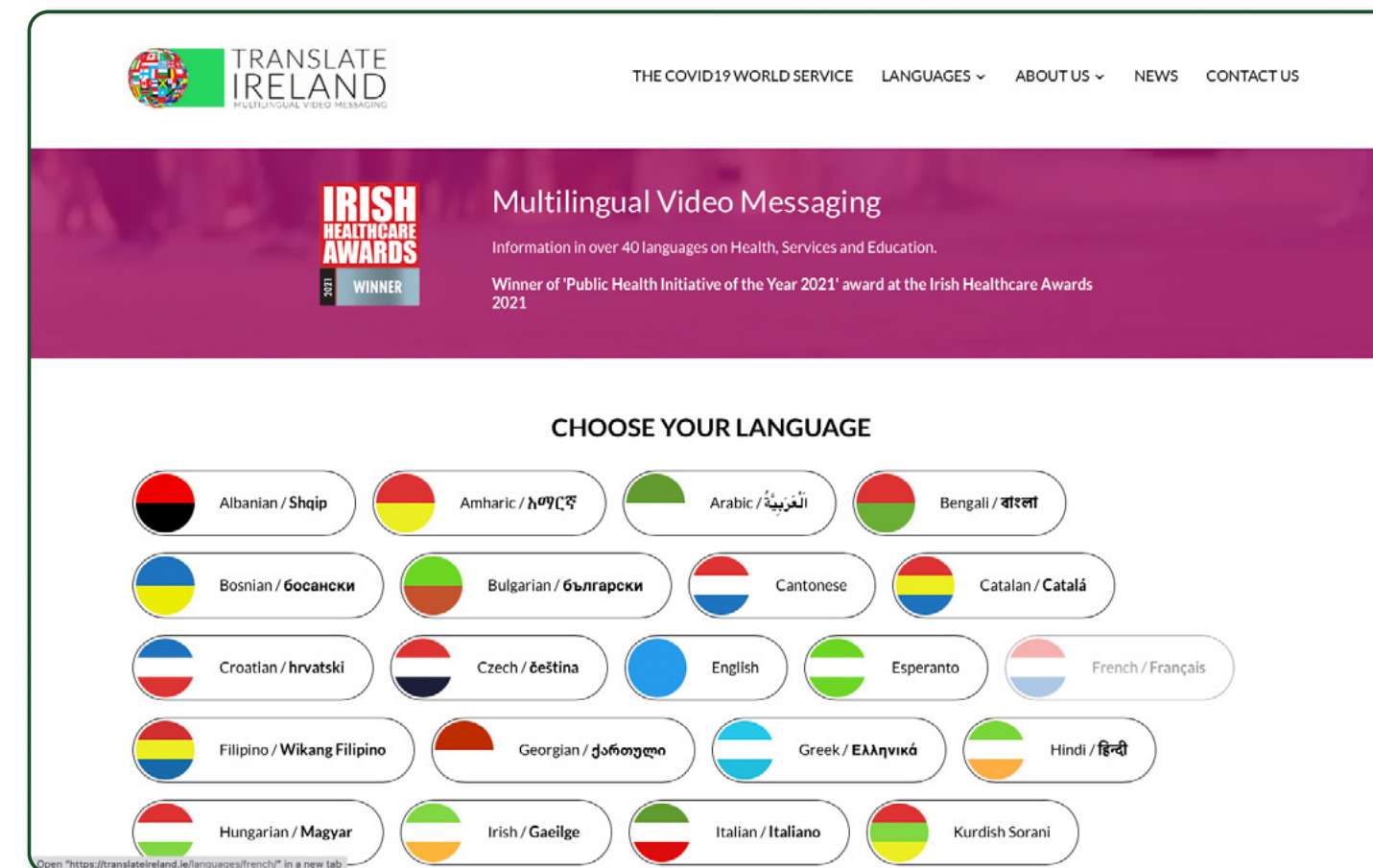
The screenshot shows the gov.ie website with a dark green header. The navigation menu includes 'Departments', 'Consultations', 'Publications', 'Policies', and 'Languages'. A search icon is visible on the right. The main content area features a large image of the Ukrainian flag with the text 'Ireland's response to the Russian invasion of Ukraine'. Below the image, the title 'Ireland's response to the Russian invasion of Ukraine' is repeated. A list of multilingual links is provided:

- Реакція Ірландії на ситуацію в Україні
- Реакция Ирландии на ситуацию в Украине

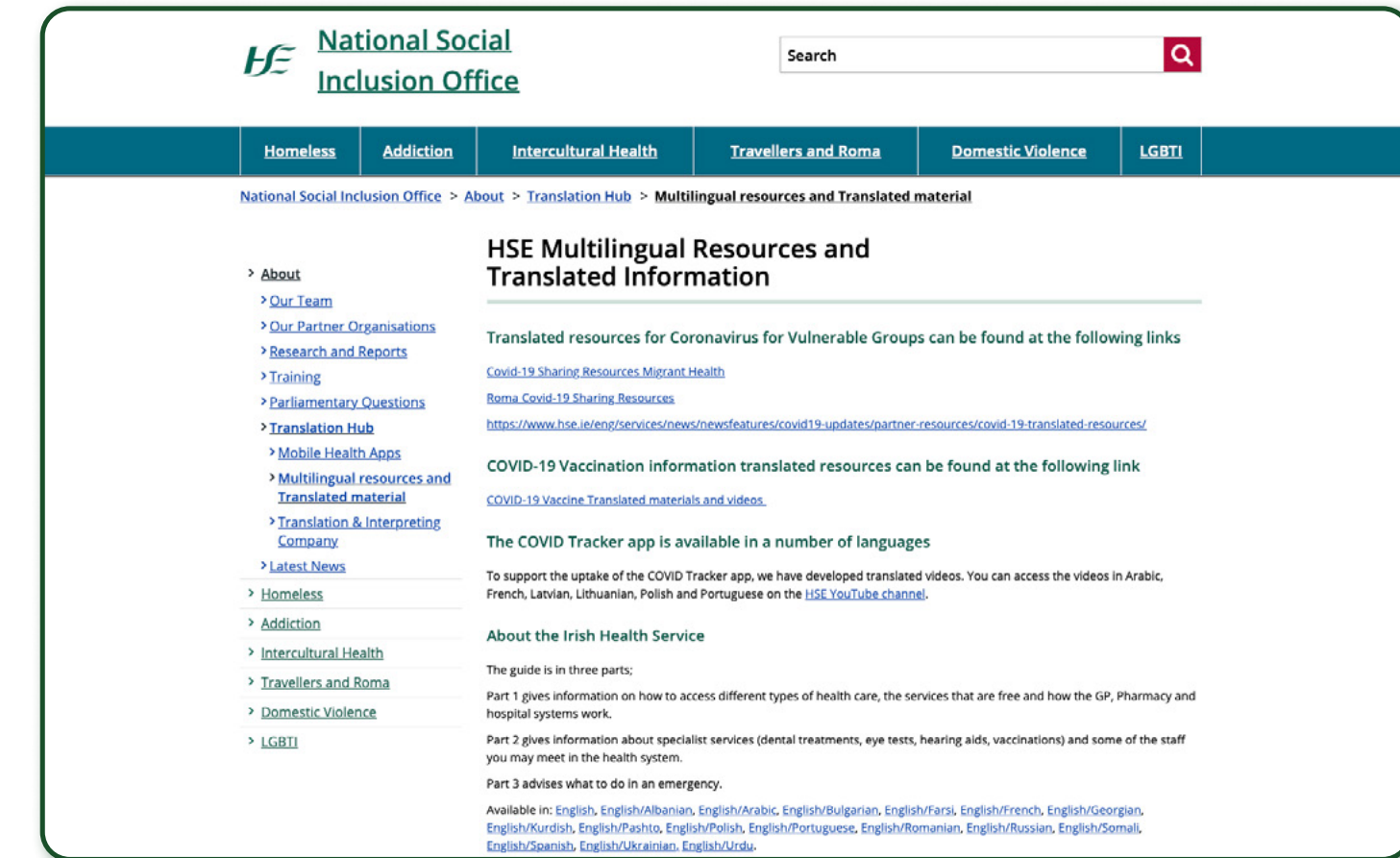
Multilingual Information about Health



- ◆ Translate Ireland information in over 40 languages on health and other services.



- ◆ HSE National Social Inclusion Office includes resources providing multilingual information.



Organisations Working with Migrant Communities



NGOs working with refugees, asylum seekers and other migrants:



[Irish Refugee Council](#)



[Doras](#)



[Nasc](#)



[Spirasi](#)



[UNHCR Ireland](#)



[Irish Red Cross](#)



[Immigrant Council of Ireland](#)



[MRCI](#)



[Places of Sanctuary Ireland](#)

Community-led groups, a few examples:

Ukrainian voice and action in Ireland

[Ukrainian Action in Ireland](#)



[Movement of Asylum Seekers in Ireland](#)



[New Communities Partnership](#)

